

BERWICK OBEDIENCE DOG CLUB

K 9 JUNE TO JULY 2019

PROUDLY CELEBRATING OVER 35 YEARS OF PROMOTING RESPONSIBLE DOG OWNERSHIP

TRACKING WITH HARVEY AND BRYNN

At Ballarat a few weeks ago Harvey and Brynn passed their test 10 in Track and Search to become Track and Search Grand Champions.

Heather and I started practising together half way through 2015. Heather had already tracked Harvey. I handled Brynn and Pip in their test 1 that year; which they passed. Later in the year I suffered from a prolapsed disc and was no longer able to handle my dogs. Heather offered to track them for me and we started training in earnest. We had no idea how far the dogs would get.

By the end of 2016, Harvey had achieved his Tracking Champion - this is in the paddocks or bush. Brynn finished her Champion Title early the next year.



Heather
and Harvey

Since then we have been doing Track and Search, which is suburban tracking in the parks and later on the streets. The final test of ten is at night on the streets over 1200 metres with a 4 -5 hour time delay from the tracklayer going out to the dog starting the track. For part of this track, the tracklayer is picked up in a car which travels over 300 metres and around two corners. The tracklayer then completes the rest of the track on foot.

It is an enormous accomplishment. We are exceedingly proud of our dogs and feel so lucky to have had such a wonderful pair to work with.

Harvey has a very special claim to fame, for not only is he a Track and Search Grand Champion but he is also a Conformation (Show) Grand Champion. This means he has a Dual Grand Champion award. It is an extremely impressive achievement which not very many dogs manage to attain.

Brynn also deserves a special mention due to the fact that she passed all 18 tests without failing any. Not the first, nor will she be the last dog to do so but it is still an outstanding record



Heather
and Brynn

I am forever grateful to Heather for tracking my dogs and allowing them to have fun doing what they love.


She has handled them beautifully. I have just laid tracks (many!), provided coffee, fruit jellies, lunches and usually the car to go to trials with.

It has been hard work but heaps of fun and we've made lots of new friends along the way.

Berwick Obedience Dog Club Newsletter



Check the Website for new members sign up dates. Sign up begins 12.30pm. Please bring along your dog's current vaccination certificate, lead, collar and tasty treats.




enquiries@berwickodc.asn.au

Berwick Obedience Dog Club,
P.O. Box 23,
Narre Warren North 3804
Phone 9796-9496



McKenzie Lane,
Narre Warren North.
Victoria 3804
Melways Map 108 Ref E8

With hot days
approaching
please keep
this NUMBER
IN MIND



32c
A Number
TO
REMEMBER !

Club's Shop

For more info
see full page
advertisement
in newsletter



For all your puppy needs,
visit the club's great shop
& speak with staff about
the items we have on sale
- open 12.30 pm to
3.15pm

NEWSLETTER—DATES

February—March,
April—May
June—July
August—September
October—December


NO TRAINING ON THESE WEEKENDS

2019.

Labour Day Weekend - Sat 10th March
Easter Weekend - Sat 20th April
Queens Birthday Weekend - Sat 8th June
AFL Grand Final Day - Sat 28th Sept
Melbourne Cup Weekend - Sat 2nd Nov
Last Training Day 2018—Saturday 14th December 2018

**** PLEASE ALWAYS CHECK THE NEWSLETTER, NOTICE BOARDS & WEBSITE FOR FURTHER INFORMATION ***** Also notifications will be posted on the club Facebook page.

*****"CHRISTMAS / NEW YEAR" BREAK**
2018/2019 CLUB CLOSED—After the Christmas Break Up on 14th December 2019. Club will RE-OPEN SATURDAY 1st February 2020.



CAR PARKING



PLEASE NOTE
IF THE CAR PARK IS
FULL, PLEASE DO NOT
PARK IN THE STREET,
AS IT IS ILLEGAL TO DO
SO !!!!
IF THE FOOTBALL IS NOT
ON, THEN PLEASE PARK
ON THE HILL





BRYNN AND HARVEY WITH THEIR AWARDS

Club - Hydro-Bath

The club has purchased (using funds from the chocolate drive) a hydro-bath to give your dogs a quick rinse of the little bit of mud that they might collect while training. Come the warmer months we will be able offer its use to you to use for a full wash.

Some dogs are not used to being in a hydro-bath and need to be 'trained' before they feel happy about staying in it. If you have one of these dogs please try to come outside of the rush at the end of each session, so we can spend more time with you and your dog.



*"So Who is
still Hungry??"*





DEFIBRILLATOR



The club has purchased a portable defibrillator.

Location:

OFFICE (inside the roller door).

Please take a couple of minutes to come into the office to familiarise yourself as to where it is located.


If dogs made the Rally-O signs...



THE INSTRUCTORS OBEDIENCE

Ron
Ted
Philip
Sharon
Laura
Alan
Colin
Stephen
Andrea
Kristen
Cheryl
Nicole
David
Angela

Alex
Ivan
Karon
Wayne
Lisa
Carla
Susan
Ingrid
Graeme
Heather
Gaby
Fiona
Sharon R
Rebecca



THE COMMITTEE 2018/19

President - Sharon
Vice-President - Stephen
Secretary - Rebecca
Treasurer - Katherine

Committee Members 2018/19

Belinda
Annette
Paul
Monique
Carly
Ivan



KITCHEN - Glenda & Patrick

OFFICE STAFF - Annette, Glenda, Katherine

HELPERS— Tracey, Chris, Fiona K, Terrie and Carly

GROUND STAFF—Alex & Barry

TRIAL SECRETARY— 2019
OBEDIENCE - Lynda H

Contact—obediencetrial@berwickodc.asn.au

FLYBALL

Gordon
Belinda
Paul
Monique
Ula
Jenny
HELPERS
Chris
Sam
Matt
Carly

AGILITY

Stephen
Linda
Darren

RINGS

Barry
Lisa

RALLY O

Nick
Susan



A Trained Dog is a Happy Dog"

Lots of people ask why we should train our dogs. The answer goes back to the dog's ancestry when wolves roamed around in packs. Although the modern day dog looks different to and has generally less natural instinct than the wolf they still have the pack mentality. That is, there a leader and an order of seniority amongst the rest of the pack.

When a dog joins your family, in their view they come to a new pack. A new order has to be established. Who is leader? Where does the dog come in the order of seniority? If nobody trains (shows the dog what to do and where he stands in the pack) then they will assume that that are leader and will try to train you. Look for signs like pulling on the leash (the dog thinks they need to lead the hunt) or barking at you, jumping up and even mouthing or gently biting you. These are signs that your dog is showing you what to do - in a nice way.

If the dog has a strong leader or alpha type personality, trouble will eventuate. The dog may give you a stronger correction in the way of a bite, growl at you or show other bad behavior such as excessive protection of 'their' pack. Worse still is the poor dog whose personality is not in the least way predisposed to leading. This will show through as a nervous dog with obsessive behaviors like chewing which comforts anxious dogs, fear of strangers or other dogs and many others. Thankfully most dogs fall somewhere between these two extremes.

So to get back to the title of this very short anecdote. A dog that is certain of their place in the hierarchy of the family and obedience trained will know how to behave and what you want them to do. The dog will trust you and be much happier and well adjusted. The added bonus here is that it is a pleasure to own a well behaved dog. Congratulations on choosing to train your dog.

Suggested reading: - The dog listener by Jan Fennell.
ISBN 0-00-653236-5
Publisher - Harper Collins.

Yellow Bandanas

The Berwick Obedience Dog Club has available **Yellow Bandanas** to identify dogs that may need a bit of space around them.

The reason for needing one could be:

- Nervousness
- Recovery from an operation (i.e.: convalescing)
- Unsociable to people or other dogs
-

When approaching a handler and dog with a yellow bandana, we should:

- ◆ Be respectful of their space
- ◆ Ask the handler if they are happy to socialize with your dog

When approaching a yellow bandana dog please make sure your dog doesn't go running up to it freely, just as the handler of the yellow bandana dog should be mindful of the space around their dog at all times.

Quite often handlers of yellow bandana dogs have put a lot of work into dealing with specific problems with them, so it would be disappointing if all their hard work was lost.

So if you feel your puppy needs to be given their own space, then go to the office and obtain a bandana for the day. Please return them when you have finished, so that other puppies can have their turn. This is not something the BODC is forcing on handlers as it is your choice and for the wellbeing of your dog/puppy.



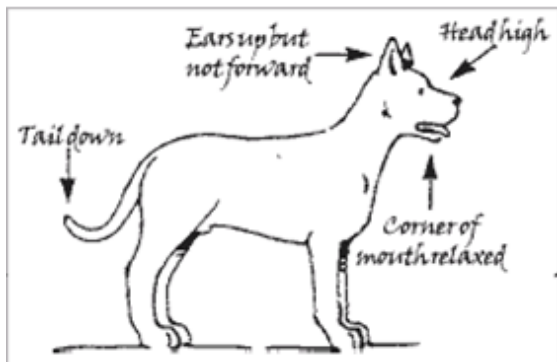


"Learning Your Dog's Body Language"

Dogs are very social animals. The ancestors of today's domestic dogs lived in packs. Communication among the members of a pack is necessary for the pack to cooperate to hunt, raise the young, and to get along. We can see pack behavior when watching two or more dogs together.

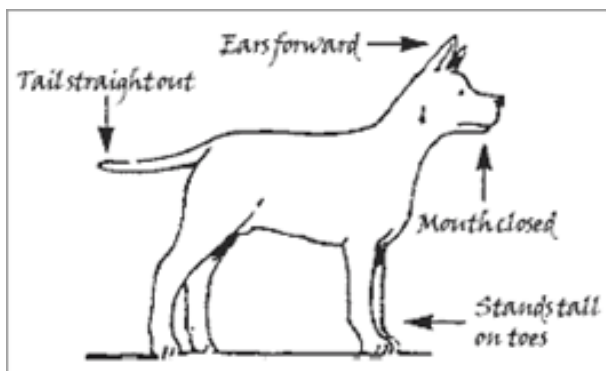
For the most part dogs communicate through body language, that is dogs use their bodies to explain their moods and thoughts. It is important for every dog owner to learn to read these messages so we can adjust our training to how the dog is feeling. Images from www.hssv.org Below a few to be aware of:

Normal posture for a dog when relaxed



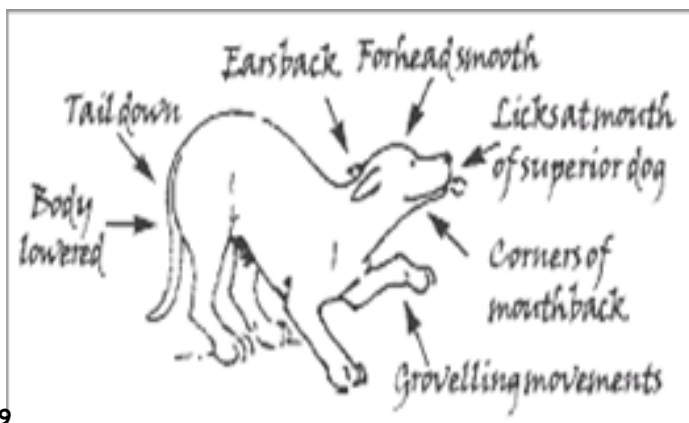
ALERT POSITION

Dogs often simply show interest on meeting another animal for the first time. The dog has not yet decided if it needs to communicate submission play, aggression, or fear. This state usually lasts only a brief moment before the dog chooses to show another feeling.



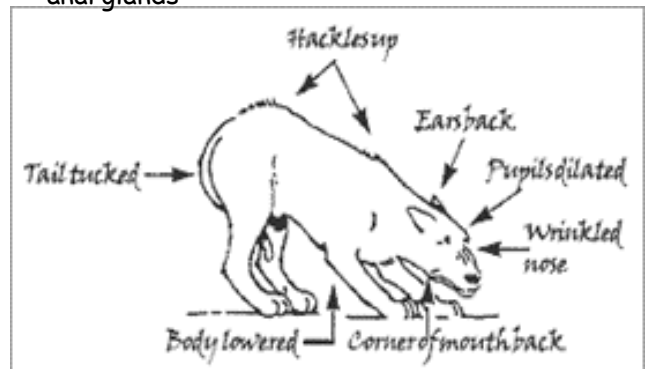
ACTIVE SUBMISSION

This is the way a dog explains that they are not the "boss", that they are less dominant than those around them. It is often used when a dog is afraid of punishment and is trying to appease his more dominant pack members.: may urinate, maybe whining, avoids eye contact tail may be wagging & held low OR tail may be tucked completely under body



DEFENSIVE THREAT POSTURE

A frightened dog can very easily become an aggressive dog, and many people have been bitten by dogs showing signs of fear. Fear-based posture may bite if cornered may be growling. May urinate and/or express anal glands

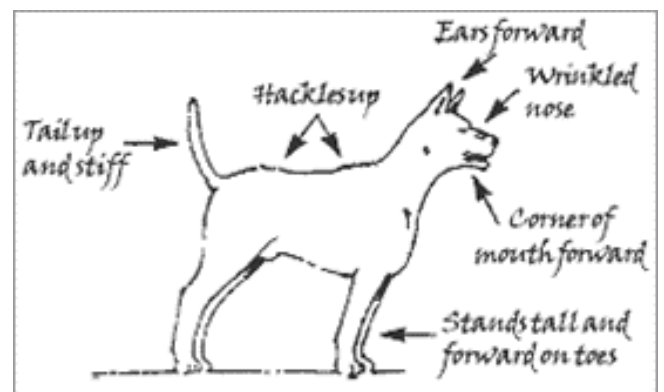


AGGRESSIVE

This is the way a dog explains that he is the "boss", that he is more dominant than those around him.

OFFENSIVE THREAT POSTURE:

dominant/confident posture dog is dangerous, may attack at any time may be growling/barking Tail may be held high & stiff while wagging





Club's Shop



Did you know that the BODC has a great shop?

With friendly service and prices well below your regular pet shop!

Hours: 12.30pm—3.15 pm

Why not come in and check us out for your obedience training, agility, flyball and trialling gear needs. We stock a great range including:

Leads - Leather, nylon

- Webbing (90, 120 & 180cm)
- Adjustable/ multipurpose
- Snub




Collars - Limited slip collars*

- Correction chains*
- Gentle leaders*
- Training collars
- Easy Walk Harness

*The correct sizes all expertly fitted to your dog!

Car harnesses

- Treat pouches
- Kongs & Treat balls
- Squeaky toys (for training)
- UD Articles
- Show arm bands
- Dog crates (By Special Order)
- Club clothing (incl. polo shirts, windcheaters, vests, beanies, caps & hats)
- Club travel mugs (no more spilling drinks!)



SHOP SPECIALS

Dog Treats for training (from 50c/bag)

Selected in store specials* If we don't have something that you need, see if we can order it in for you.



"IT'S OKAY! MY DOG IS FRIENDLY"
NO! NO! IT'S NOT OKAY!

Just because your dog is friendly does not mean other dogs are. Some may be nervous, reactive, fearful, in training, or owned by people who want to be left alone.

NEVER LET YOUR DOG RUN UP TO ANOTHER DOG

RESPECT OTHERS & THEIR NEED FOR SPACE

IF YOU HAVE NO VOICE CONTROL OVER YOUR DOG
KEEP THEM ON A LEASH



Dogwalkeressentials.com

Just something to remember when out walking your dog. Even thou an owner may say their dog is friendly this may not always be the case.

So always remember this.



BASIC PRINCIPLES OF DOG TRAINING

Dogs learn by repetition, that is the same thing repeated several times, however dogs have a limited attention span to sights and sounds that do not have an immediate survival potential - Thus it is not advisable to repeat an exercise more than 3 times in a row.

Beginners Class Exercises

Simple exercises in beginners are designed to give you a degree of control over your dog. Obviously you have more control over a dog that is sitting quietly rather than swinging on the end of the lead. After a few weeks of beginners, your dog will come when called and sit still while you put on their collar and lead. You will learn that you are the leader of the pack and the boss dog. And they will accept your direction and guidance.

**PRAISE AND REWARD THE BEHAVIOUR YOU WANT
GROWL FOR THE BEHAVIOUR YOU DON'T WANT**

Got some spare time?? Can you help out ??

Do you enjoy meeting new people.

Why not come and join us??

If you have some time to spare,
we would love it if you could give some time to help
the club.



Help with
the barby

Shop



Kitchen



Office

Club Handouts

There are heaps of
information brochures on a
number of dog related
topics which are now
available inside the club
rooms and office.

Information for the whole
family and they are free.

These 2 are just an
example. There is 18 to chose from.



Training Times

OBEDIENCE

1.30pm to 2.15pm - Beginners, Red & Pink,
2.45pm to 3.45pm -
Yellow, Green & Blue

Trial Rings 1 pm—2.30pm Advanced/
Instructors

Names must be entered on the sheet by
2.00pm

Ring Stays at 2.30 pm

FLYBALL

Team Training: 11.30am - 12.15pm

Intermediate: 12.15pm—12.45pm.

There are 2 beginner sessions: 1.00pm—1.30pm &
1.30pm—2.00pm

**Please Note: Fly ball will only be held if instruc-
tors are available on the day.**

AGILITY

From 11.45 pm on Saturday's.

**Please Note: Agility will only be held if instruc-
tors are available on the day.**

**We ask that all handlers who help in setting up
the course MUST EITHER have their DOG placed
in a crate or left in the car.**



B.O.D.C NOTICE BOARD

DONATIONS REQUIRED FOR THE R.S.P.C.A

The club is still looking for donations for the R.S.P.C.A. There is a green bin in the clubrooms or sometimes out on the veranda where donations can be placed. We are looking for towels, blankets, sheets, food or anything cat or dog.

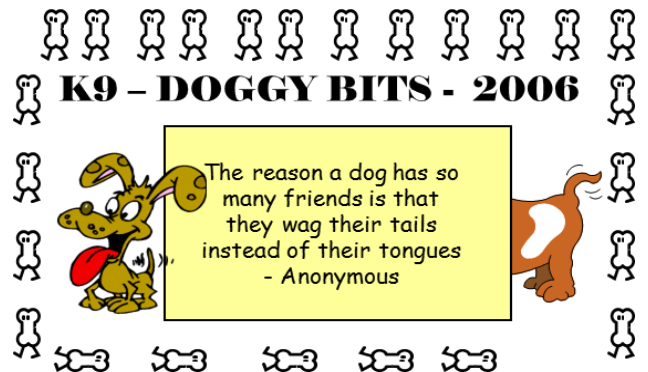
Club - Hydro-Bath

The club has purchased (using funds from the chocolate drive) a hydro-bath to give your dogs a quick rinse of the little bit of mud that they might collect while training. Come the warmer months we will be able offer its use to you to use for a full wash.

Some dogs are not used to being in a hydro-bath and need to be 'trained' before they feel happy about staying in it. If you have one of these dogs please try to come outside of the rush at the end of each session, so we can spend more time with you and your dog.



Find us on
Facebook



"You Know You're A Dog Person"

When you and the dog come down with something like flu on the same day.



B.O.D.C HEAT POLICY



When the predicted high temperature on the Friday night, for Scoresby as published on the BODC website, is greater or equal to 32 degrees celsius (DC) classes will be cancelled. If the temperature on the day is above 28 DC then there will be appropriately modified training as deemed by the applicable training sub-committee.

If the temperature on the day after the commencement of classes exceeds 32 DC, as measured by the BODC weather station, then at the discretion of the appropriate sub-committee, training will be suspended for a period of 10 minutes. If at the end of that 10 minutes the temperature does not fall to 32 DC or below then further training will be cancelled.

If the temperature changes on the Saturday morning to below 32 degrees, the club will still remain closed due to administrative activities.

Alternative training is held on Wednesday evenings at 6.30pm regardless of the temperature.



Off - Leash Area Rules

Please Note—The Off-leash areas are not to be used during the times 11.30am to 4.00pm on club training days. The only times the off-leash areas can be used is when a B.O.D.C instructor is present in the areas.

- * Do not enter an - Obedience, Agility or Fly ball class is in progress.
- * Dog owners using this area are responsible for their dogs and injuries or damage caused by them.
- * Always consult those already using the area before entering.
- * Only stay 5 minutes if others are waiting.
- * Clean up after your dog.
- * Dogs showing signs of aggressive behavior towards people or other dogs must be removed from the area immediately.
- * Maximum of 8 dogs at a time.
- * All dogs must wear a collar and owners must carry a leash at all times while in the area.
- * Owners must not leave their dogs unattended while in the area.
- * No toys are to be used in the off leash area on club days
- * Beginners are not to use the off leash area. (unless during training with BODC instructor)
- * No young children permitted in the area.
- * Some of these rules are not on the fence, as they are only during club hours.



(03) 8790 2425

Address

242 Narre Warren – Cranbourne Road
Narre Warren South Victoria 3805

(Get directions via Google Maps)

Hours

Monday to Friday: 8am – 7pm

Saturday: 9am – 1pm

Phone: (03) 8790 2425

Fax: (03) 8790 3856

Email: info@ultimatevet.com.au



Ultimate Veterinary Clinic

Dr Bob Cavey BVSc (Hons) MANZCVS
Accredited Agis Quarantine Veterinarian

On presentation of current Membership you will receive a discount on your dog's consultation.



**REMEMBER TO
CALL YOUR DOG
EVERY 90
SECONDS**



For up to date information regarding training time and tips join us on Facebook.



THE DO'S OF DOG TRAINING




1. Do be nice to your dog every time they come to you.
2. Do get into the habit of using only one command, If your dog doesn't respond, reinforce the command.
3. Do use our dog's name to get their attention and then tell them what you want them to do.
4. Do use a normal tone of voice when you give command. Their hearing is quite acute.
5. Do be consistent in your actions and expectations.
 - Do provide an outlet for your dog's energies.
 - Do keep your dog's mentally stimulated by training them.
 - Do understand that your dog is a social animal, train them so that they can be a part of the family.
9. Do socialise your dog with people and other dogs.
10. Do become the pack leader.
11. Do make learning fun for your dog.
12. Do reward the behaviors you want.
13. Do spend plenty of time with your dog/s and give them lots of exercise.
14. Do keep trying and your dog will reward you by getting the message.
15. Do get outside help when you get stuck.



THE DON'TS OF DOG TRAINING



1. Don't do anything your dog perceives as unpleasant when they come to you.
2. Don't nag your dog by repeating commands - it teaches them to ignore you.
3. Don't use your dog's name and then expect them to read your mind as to what you want.
4. Don't expect your dog to know what the exercise "no" means.
5. Don't yell at your dog. He's not deaf.
6. Don't confuse your dog with unrealistic expectations.
7. Don't try to suppress behaviors that need an outlet.
8. Don't let your dog stagnate.
9. Don't lock your dog up or put him out because you haven't trained him to behave.
10. Don't isolate your dog.
11. Don't expect your dog to obey if you are not their leader.
12. Don't get too serious in your training.
13. Don't reward undesirable behaviors.
14. Don't make them neurotic by neglecting them.
15. Don't give up when the going gets tough.
16. Don't blame the dog.



Source: "Dog Training for Dummies" - Jack & Wendy Volhard
In cooperation with pet experts at Howell Book House
Wiley Publishing, Inc, Indianapolis, Indiana - 2001.



Ground Rules 2018

1. No bitch in season is permitted on or near the training grounds.
2. All dogs are to be on lead between the hours of 11:30am to 4:30pm on Saturday unless under the supervision of an instructor (including the off-lead area).
3. Dogs droppings to be cleaned up immediately.
4. No hitting a dog except when trying to prevent a dog from biting a person or a dog
5. No smoking in class or in any undercover areas of the Clubrooms or Sheds.
6. No dogs allowed in the club kitchen
7. Handlers must be financial members of the club to attend training.
8. No children other than child handlers to be in the training areas.
9. Children must be under direct adult supervision at all times
10. All handlers must wear their membership card when attending training.
11. The committee may require a dog to be muzzled whilst on the club's grounds & in the car park if it has bitten or shown an extreme tendency of unprovoked aggression towards people or other dogs.
12. Members have the right to appeal against muzzling.
13. Any member not complying with The Club's Rules is subject to the provisions of The Club's Constitution.
14. If the predicted temperature is 32C classes will be cancelled, or 28C on a day of classes refer to heat policy.
15. No member is to enter The Club's rings/classes without an Instructor's authorization.
16. No member is to drive The Club's tractor without authorization from The Committee.
17.
 - (a) No passengers are to be carried on the tractor or the trailer.
 - (b) The tractor is to be immobilized when parked outside the shed
18. The minimum age of a handler is 12 years. Members under 12 years must be approved by the appropriate training subcommittee before handling a dog. Adult supervision during training sessions is required for handlers under 12 years.
19. Off leash area
 - (a) Do not enter the area when classes are in progress
 - (b) Eight dog maximum limit
 - (c) Members must consult those in the ring before entering
 - (d) Five minute maximum stay when others waiting
 - (e) Any dog showing any sign of aggression must be immediately removed
 - (f) All dogs must wear a collar
 - (g) All handlers must carry a leash and a plastic bag
 - (h) Dogs to be under constant supervision
 - (i) No children under 12 years to enter the area
 - (j) All dogs to be recalled regularly
 - (k) No toys or balls in the off leash area during club hours.
20. That all handlers are to wear suitable enclosed footwear whilst training their dogs. Eg. No thongs or High Heels.
21. No unattended dogs are to be left in the Clubrooms.