

BERWICK OBEDIENCE DOG CLUB

K9 APRIL TO MAY 2018

PROUDLY CELEBRATING OVER 30 YEARS OF PROMOTING RESPONSIBLE DOG OWNERSHIP

President's Report

Hi all,

Welcome to all new members for 2018. Unfortunately we have missed a number of training days due to the hot weather. Thank you to the instructors who run the twilight training on a Wednesday for including the beginners and enabling them to commence their training.

The club is hosting an Obedience and RallyO trial on Sunday 6th May. We hope that all of our trialling members enter and do well. If you are in Green class or higher and are interested in entering please speak to your instructor. All other members are welcome to come down and watch the dogs going through their paces. The club has a new website. It is new and easy to navigate through. Thank you to Gabby and Jason and everyone else involved in the design and publishing of the website.

Keep your eyes out for the Mother's Day raffle. Tickets will be available soon. Throughout the year we will be having various fund raising events and items. All monies raised through these activities go into your club to improve the grounds and facilities that are provided.

As we head into winter you will notice that the club has a hydro bath for use. If you are unsure of how to use it please see the instructors on the verandah.

If you have a spare half hour and would like to help there are various jobs that need to be undertaken to keep the club functioning. From setting up and packing up the grounds equipment to assisting in the office or kitchen. If you are able to help in any way feel free to come onto the office and let us know.

It is your club. Get involved and happy training.

Glenda E

Yellow Bandanas

The Berwick Obedience Dog Club has available **Yellow Bandanas** to identify dogs that may need a bit of space around them.

The reason for needing one could be:

- Nervousness
- Recovery from an operation (i.e.: convalescing)
- Unsociable to people or other dogs
-

When approaching a handler and dog with a yellow bandana, we should:

- ◆ Be respectful of their space
- ◆ Ask the handler if they are happy to socialize with your dog


When approaching a yellow bandana dog please make sure your dog doesn't go running up to it freely, just as the handler of the yellow bandana dog should be mindful of the space around their dog at all times.

Quite often handlers of yellow bandana dogs have put a lot of work into dealing with specific problems with them, so it would be disappointing if all their hard work was lost.

So if you feel your puppy needs to be given their own space, then go to the office and obtain a bandana for the day. Please return them when you have finished, so that other puppies can have their turn. This is not something the BODC is forcing on handlers as it is your choice and for the wellbeing of your dog/puppy.



Berwick Obedience Dog Club Newsletter



Check the Website for new members sign up dates. Sign up begins 12.30pm. Please bring along your dog's current vaccination certificate, lead, collar and tasty treats.




enquiries@berwickodc.asn.au

Berwick Obedience Dog Club,
P.O. Box 23,
Narre Warren North 3804
Phone 9796-9496



McKenzie Lane,
Narre Warren North.
Victoria 3804
Melways Map 108 Ref E8

With hot days
approaching
please keep
this NUMBER
IN MIND



32c
A Number
TO
REMEMBER !

Club's Shop

For more info
see full page
advertisement
in newsletter



For all your puppy needs,
visit the club's great shop
& speak with staff about
the items we have on sale
- open 12.30 pm to
3.15pm

NEWSLETTER—DATES


February—March,
April—May
June—August
September—October
November—December

NO TRAINING ON THESE WEEKENDS

2018.

Labour Day Weekend - Sat 12th March
Easter Weekend - Sat 31st March
Queens Birthday Weekend - Sat 10th June
AFL Grand Final Day - Sat 29th Sept
Melbourne Cup Weekend - Sat 4th Nov
Last Training Day 2018—Saturday 8th
December 2018

**** PLEASE ALWAYS CHECK THE NEWSLETTER, NOTICE BOARDS & WEBSITE FOR FURTHER INFORMATION ***** Also notifications will be posted on the club Facebook page.



*****"CHRISTMAS / NEW YEAR" BREAK**
2018/2019 CLUB CLOSED—After the Christmas Break Up on 8th December 2018. Club will RE-OPEN SATURDAY 2nd February 2019.

CAR PARKING



PLEASE NOTE
IF THE CAR PARK IS
FULL, PLEASE DO NOT
PARK IN THE STREET,
AS IT IS ILLEGAL TO DO
SO !!!!
IF THE FOOTBALL IS NOT
ON, THEN PLEASE PARK
ON THE HILL





DEFIBRILLATOR



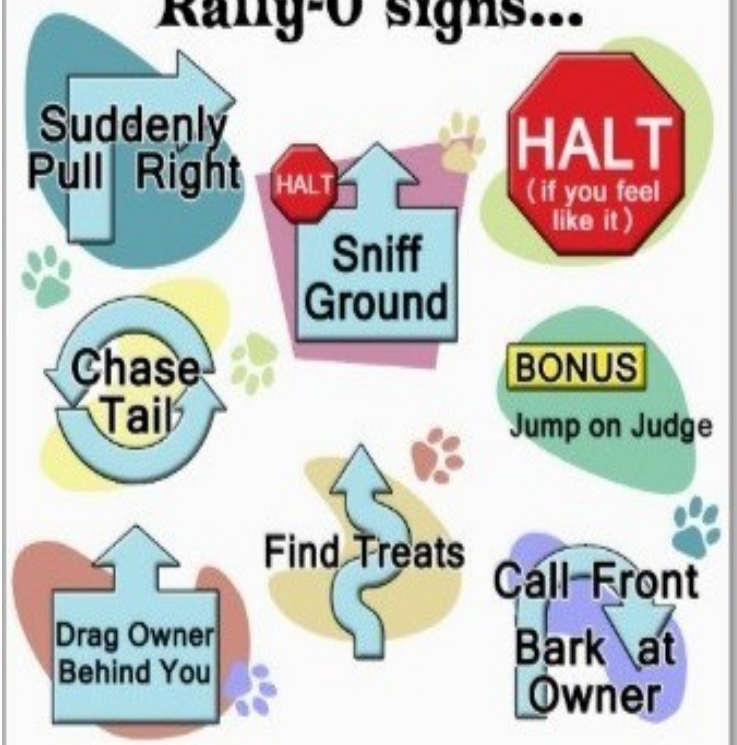
The club has purchased a portable defibrillator.

Location:

OFFICE (inside the roller door).

Please take a couple of minutes to come into the office to familiarise yourself as to where it is located.


If dogs made the Rally-O signs...



THE INSTRUCTORS OBEDIENCE

Ron
Ted
Philip
Sharon
Laura
Alan
Colin
Stephen
Andrea
Kristen
Cheryl
Nicole
David
Angela

Alex
Ivan
Karon
Wayne
Lisa
Carla
Susan
Ingrid
Graeme
Heather
Gaby
Fiona
Sharon R
Rebecca



THE COMMITTEE 2017/18

President - Glenda
Vice-President - Stephen
Secretary - Belinda
Treasurer - Daryl S

Committee Members 2017/18

Katherine
Annette
Terrie
Ron



FLYBALL

Gordon
Belinda
Paul
Monique
Ula
Jenny
HELPERS
Chris
Matt
Carly

AGILITY

Stephen
Linda

RINGS

Barry
Lisa

RALLY O

Nick
Susan

KITCHEN - Glenda & Geoffery

OFFICE STAFF - Annette, Daryl, Glenda, Katherine

HELPERS— Tracey, Chris, Fiona K and Carly

GROUND STAFF—Alex & Barry

TRIAL SECRETARY— 2017
OBEDIENCE - Lynda H

Contact—obediencetrials@berwickodc.asn.au



LURE COURSING—EVENTS

What is Lure Coursing?

The purpose of Lure Coursing events is to preserve and develop the coursing skills inherent in hounds, specifically Sighthounds, and to demonstrate their ability to perform the function for which they were originally bred. Lure Coursing is an artificial simulation of the way a hare might run in the open field, with the course pattern being irregular and varied with every meet. The lure is strips of plastic bags tied to a nylon cord which is pulled around on pulleys by a battery operated motor. A normal course is between 650 metres to 800 or 900 metres long; however course lengths can vary dependent on field conditions on the day.

The objective is to test a dog's ability to course without showing signs of undue stress or lack of fitness. Coursing places a considerable amount of load on many aspects on a dog's physical structure and temperament characteristics. The sport is a test as to the physical capabilities of the dog. (ANKC Rules)



Who Can LC?

Everyone, so long as you are a member of the ANKC affiliate of your state i.e. [DogsVictoria](http://DogsVictoria.com.au) and that your dog is registered (including associate register). Registered Sighthounds (plus Rhodesian Ridgeback's & Basenji's) are in the Sighthounds stakes and all

other breeds (including associate Sighthounds) are in the CA (Coursing Ability) Stakes.

How old can your dog start coursing?

12 months for the Junior Coursing (this is like a qualifying class every dog needs 2 passes to progress)
18 months to compete in Singles & Open Stakes

Information from the Hound Club of Victoria's website

The next few Lure Coursing trials are
Amstaff Club Vic trial 24&25th March 2018
Geelong 28th & 29th April 2018
Saluki Club 2&3rd June 2018



HOT WEATHER - YOUR DOG

REMEMBER

The interior of your car heats up rapidly in hot weather. In as little as ten minutes the temperature inside your car could reach 60° celsius. That's hot enough to cause heat stroke which can be fatal. **NEVER** leave your dog in a parked car when it is hot, even if the windows are open, the sky is cloudy or you are parked in the shade.

Learn to recognize the signs of heat exhaustion -- restlessness, excessive thirst, heavy panting, lethargy, lack of appetite, dark tongue, rapid pulse, fever, vomiting, glazed eyes, dizziness and lack of coordination.

TOP TIP

When the weather is hot, be sure your dog has access to shade and an abundant supply of clean, fresh water that is easy to get to at all times.

Don't take your pets to crowded summer events such as concerts or fairs. The loud noises and crowds, combined with the heat, can be stressful and dangerous for pets. For your pet's well being, leave him or her at home

If a dog is showing signs of heat exhaustion lower his or her body temperature gradually by taking him or her to a shady or air-conditioned place. Provide water to drink and apply a cold towel or an ice pack to the head, neck, and chest. Do

Just like you, your dog may not want to eat as much as usual when the temperature rises. Unless your dog is exhibiting other forms of illness, don't worry about temporary changes in eating habits.



Pets and pools can equal disaster if they are able to get in, but then cannot get out. Prevent free access to your swimming pool and always supervise your pet if you decide to let it swim in your pool.

Pets can get sunburnt too and your pet may require sunscreen on his or her nose and ear tips. Pets with light-colored noses or light-colored fur on their ears are particularly vulnerable to sunburn and skin cancer.

Your dog still needs exercise even when it is hot, but extra care needs to be taken - especially with puppies, older dogs, short-nosed dogs and those with thick coats. On very hot days, limit exercise to early morning or evening hours. Keep in mind that paths get very hot and can burn your pet's paws.

Pets don't perspire as people do. They cool themselves by panting. With only very hot air to breathe, your pet could suffer permanent brain damage within minutes. If emergency care is not given, your pet could die. Your dog may want to come along, but it's much kinder to leave him or her at home with plenty of fresh, cool water and shade.

Walk your dog very early in the morning or in the early evening. This will help you avoid the hottest part of the day and prevent your pup from dehydrating or burning their paws on hot pavement or asphalt. One way to test if the ground is too hot is to use the **FIVE SECOND RULE**. Place the back of your hand on the surface for five seconds and if it's too hot for you, then it's **TOO HOT** for your dog!
Rspca.ORG.AU



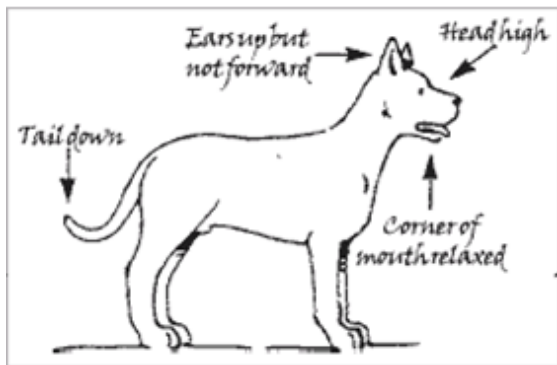


"Learning Your Dog's Body Language"

Dogs are very social animals. The ancestors of today's domestic dogs lived in packs. Communication among the members of a pack is necessary for the pack to cooperate to hunt, raise the young, and to get along. We can see pack behavior when watching two or more dogs together.

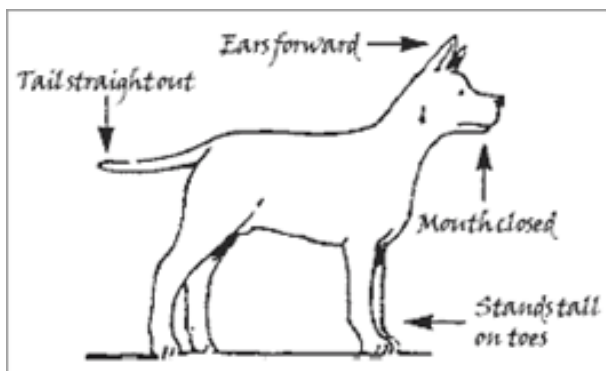
For the most part dogs communicate through body language, that is dogs use their bodies to explain their moods and thoughts. It is important for every dog owner to learn to read these messages so we can adjust our training to how the dog is feeling. Images from www.hssv.org Below a few to be aware of:

Normal posture for a dog when relaxed



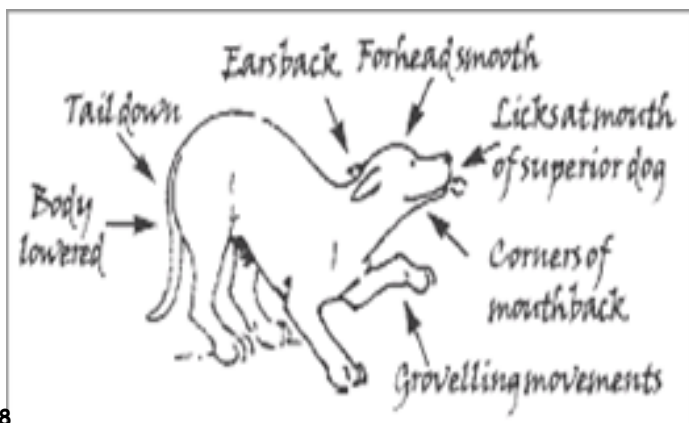
ALERT POSITION

Dogs often simply show interest on meeting another animal for the first time. The dog has not yet decided if it needs to communicate submission play, aggression, or fear. This state usually lasts only a brief moment before the dog chooses to show another feeling.



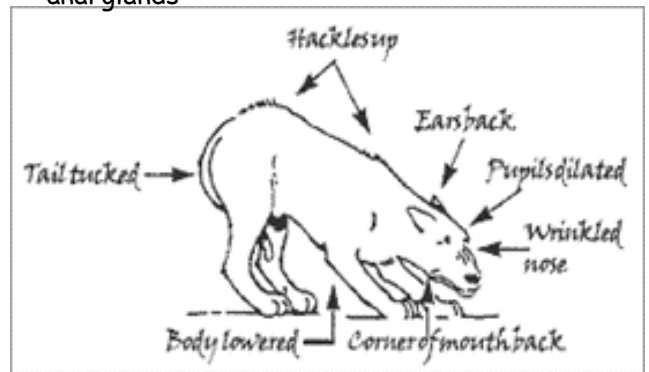
ACTIVE SUBMISSION

This is the way a dog explains that they are not the "boss", that they are less dominant than those around them. It is often used when a dog is afraid of punishment and is trying to appease his more dominant pack members.: may urinate, maybe whining, avoids eye contact tail may be wagging & held low OR tail may be tucked completely under body



DEFENSIVE THREAT POSTURE

A frightened dog can very easily become an aggressive dog, and many people have been bitten by dogs showing signs of fear. Fear-based posture may bite if cornered may be growling. May urinate and/or express anal glands

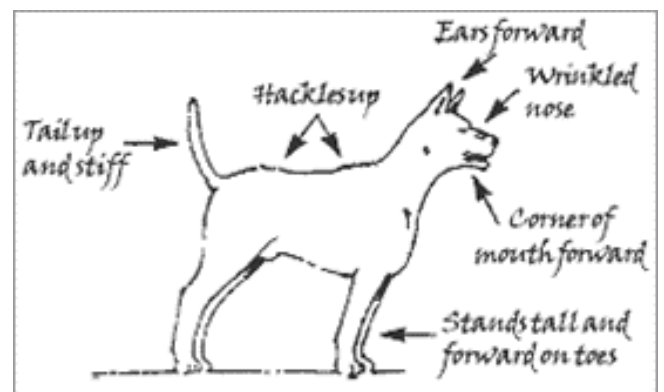


AGGRESSIVE

This is the way a dog explains that he is the "boss", that he is more dominant than those around him.

OFFENSIVE THREAT POSTURE:

dominant/confident posture dog is dangerous, may attack at any time may be growling/barking Tail may be held high & stiff while wagging





BASIC PRINCIPLES OF DOG TRAINING

Dogs learn by repetition, that is the same thing repeated several times, however dogs have a limited attention span to sights and sounds that do not have an immediate survival potential - Thus it is not advisable to repeat an exercise more than 3 times in a row.

Beginners Class Exercises

Simple exercises in beginners are designed to give you a degree of control over your dog. Obviously you have more control over a dog that is sitting quietly rather than swinging on the end of the lead. After a few weeks of beginners, your dog will come when called and sit still while you put on their collar and lead. You will learn that you are the leader of the pack and the boss dog. And they will accept your direction and guidance.

**PRAISE AND REWARD THE BEHAVIOUR YOU WANT
GROWL FOR THE BEHAVIOUR YOU DON'T WANT**

Got some spare time?? Can you help out??

Do you enjoy meeting new people.

Why not come and join us??

If you have some time to spare,
we would love it if you could give some time to help
the club.



Help with
the barby

Shop



Kitchen



Office

Club Handouts

There are heaps of
information brochures on a
number of dog related
topics which are now
available inside the club
rooms and office.

Information for the whole
family and they are free.

These 2 are just an
example. There is 18 to chose from.



Training Times

OBEDIENCE

1.30pm to 2.15pm - Beginners & Red,
2.45pm to 3.45pm -
Yellow, Pink, Green & Blue

Trial Rings 1 pm—2.30pm Advanced/
Instructors

Names must be entered on the sheet by
2.00pm

Ring Stays at 2.30 pm
2.45—3.45pm new to trialing

FLYBALL

Team Training: 11.30am - 12.15pm

Intermediate: 12.15pm—12.45pm.

There are 2 beginner sessions: 1.00pm—1.30pm &
1.30pm—2.00pm

Please Note: Fly ball will only be held if instruc-
tors are available on the day.

AGILITY

From 11.45 pm on Saturday's.

Please Note: Agility will only be held if instruc-
tors are available on the day.

We ask that all handlers who help in setting up
the course **MUST EITHER** have their **DOG** placed
in a crate or left in the car.



B.O.D.C NOTICE BOARD



EASTER RAFFLE

The club's Easter Raffle is coming up soon. Tickets will soon be available in the office.

MOTHERS DAY RAFFLE

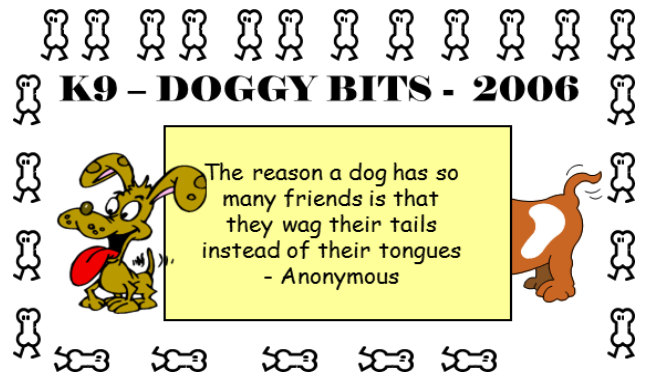
The club will be conducting a Mother's Day Raffle with the prize being a fresh flower arrangement. There will be a picture of the arrangement in the office. The club will be supplying the flowers fresh on Saturday 12th May for the raffle that afternoon as Mother's Day is the following day.

DONATIONS REQUIRED FOR THE R.S.P.C.A

The club is still looking for donations for the R.S.P.C.A.
There is a green bin in the clubrooms or sometimes out on the veranda where donations can be placed. We are looking for towels, blankets, sheets, food or anything cat or dog.



Find us on
Facebook



"You Know You're A Dog Person"

When you and the dog come down with something like flu on the same day.



B.O.D.C HEAT POLICY



When the predicted high temperature on the Friday night, for Scoresby as published on the BODC website, is greater or equal to 32 degrees celsius (DC) classes will be cancelled. If the temperature on the day is above 28 DC then there will be appropriately modified training as deemed by the applicable training sub-committee.

If the temperature on the day after the commencement of classes exceeds 32 DC, as measured by the BODC weather station, then at the discretion of the appropriate sub-committee, training will be suspended for a period of 10 minutes. If at the end of that 10 minutes the temperature does not fall to 32 DC or below then further training will be cancelled.

If the temperature changes on the Saturday morning to below 32 degrees, the club will still remain closed due to administrative activities.

Alternative training is held on Wednesday evenings at 6.30pm regardless of the temperature.



Club's Shop



Did you know that the BODC has a great shop?

With friendly service and prices well below your regular pet shop!

Hours: 12.30pm—3.15 pm

Why not come in and check us out for your obedience training, agility, flyball and trialling gear needs. We stock a great range including:

Leads - Leather, nylon

- Webbing (90, 120 & 180cm)
- Adjustable/ multipurpose
- Snub




Collars - Limited slip collars*

- Correction chains*
- Gentle leaders*
- Training collars
- Easy Walk Harness

*The correct sizes all expertly fitted to your dog!

Car harnesses

- Treat pouches
- Kongs & Treat balls
- Squeaky toys (for training)
- UD Articles
- Show arm bands
- Dog crates (By Special Order)
- Club clothing (incl. polo shirts, windcheaters, vests, beanies, caps & hats)
- Club travel mugs (no more spilling drinks!)



SHOP SPECIALS

Dog Treats for training (from 50c/bag)

Selected in store specials* If we don't have something that you need, see if we can order it in for you.



CONGRATULATIONS

TO STEPHEN P AND HIS BORDER COLLIE MERLIN (YEOVILLE MIGHTY MOUSE) ON GAINING THEIR JD TITLE AT

WARRNAMBOOL WITH AN IMPRESSIVE 5 X 1ST PLACES UNDER 5 DIFFERENT JUDGES!



Off - Leash Area Rules

Please Note—The Off-leash areas are not to be used during the times 11.30am to 4.00pm on club training days. The only times the off-leash areas can be used is when a B.O.D.C instructor is present in the areas.

- * Do not enter an - Obedience, Agility or Fly ball class is in progress.
- * Dog owners using this area are responsible for their dogs and injuries or damage caused by them.
- * Always consult those already using the area before entering.
- * Only stay 5 minutes if others are waiting.
- * Clean up after your dog.
- * Dogs showing signs of aggressive behavior towards people or other dogs must be removed from the area immediately.
- * Maximum of 8 dogs at a time.
- * All dogs must wear a collar and owners must carry a leash at all times while in the area.
- * Owners must not leave their dogs unattended while in the area.
- * No toys are to be used in the off leash area on club days
- * Beginners are not to use the off leash area. (unless during training with BODC instructor)
- * No young children permitted in the area.
- * Some of these rules are not on the fence, as they are only during club hours.



(03) 8790 2425

Address

242 Narre Warren – Cranbourne Road
Narre Warren South Victoria 3805

(Get directions via Google Maps)

Hours

Monday to Friday: 8am – 7pm

Saturday: 9am – 1pm

Phone: (03) 8790 2425

Fax: (03) 8790 3856

Email: info@ultimatevet.com.au



Ultimate Veterinary Clinic

Dr Bob Cavey BVSc (Hons) MANZCVS
Accredited Agis Quarantine Veterinarian

On presentation of current Membership you will receive a discount on your dog's consultation.



**REMEMBER TO
CALL YOUR DOG
EVERY 90
SECONDS**



For up to date information regarding training time and tips join us on Facebook.



THE DO'S OF DOG TRAINING




1. Do be nice to your dog every time they come to you.
2. Do get into the habit of using only one command, If your dog doesn't respond, reinforce the command.
3. Do use our dog's name to get their attention and then tell them what you want them to do.
4. Do use a normal tone of voice when you give command. Their hearing is quite acute.
5. Do be consistent in your actions and expectations.
 - Do provide an outlet for your dog's energies.
 - Do keep your dog's mentally stimulated by training them.
 - Do understand that your dog is a social animal, train them so that they can be a part of the family.
9. Do socialise your dog with people and other dogs.
10. Do become the pack leader.
11. Do make learning fun for your dog.
12. Do reward the behaviors you want.
13. Do spend plenty of time with your dog/s and give them lots of exercise.
14. Do keep trying and your dog will reward you by getting the message.
15. Do get outside help when you get stuck.



THE DON'TS OF DOG TRAINING



1. Don't do anything your dog perceives as unpleasant when they come to you.
2. Don't nag your dog by repeating commands - it teaches them to ignore you.
3. Don't use your dog's name and then expect them to read your mind as to what you want.
4. Don't expect your dog to know what the exercise "no" means.
5. Don't yell at your dog. He's not deaf.
6. Don't confuse your dog with unrealistic expectations.
7. Don't try to suppress behaviors that need an outlet.
8. Don't let your dog stagnate.
9. Don't lock your dog up or put him out because you haven't trained him to behave.
10. Don't isolate your dog.
11. Don't expect your dog to obey if you are not their leader.
12. Don't get too serious in your training.
13. Don't reward undesirable behaviors.
14. Don't make them neurotic by neglecting them.
15. Don't give up when the going gets tough.
16. Don't blame the dog.



Source: "Dog Training for Dummies" - Jack & Wendy Volhard
In cooperation with pet experts at Howell Book House
Wiley Publishing, Inc, Indianapolis, Indiana - 2001.



Ground Rules 2018

1. No bitch in season is permitted on or near the training grounds.
2. All dogs are to be on lead between the hours of 11:30am to 4:30pm on Saturday unless under the supervision of an instructor (including the off-lead area).
3. Dogs droppings to be cleaned up immediately.
4. No hitting a dog except when trying to prevent a dog from biting a person or a dog
5. No smoking in class or in any undercover areas of the Clubrooms or Sheds.
6. No dogs allowed in the club kitchen
7. Handlers must be financial members of the club to attend training.
8. No children other than child handlers to be in the training areas.
9. Children must be under direct adult supervision at all times
10. All handlers must wear their membership card when attending training.
11. The committee may require a dog to be muzzled whilst on the club's grounds & in the car park if it has bitten or shown an extreme tendency of unprovoked aggression towards people or other dogs.
12. Members have the right to appeal against muzzling.
13. Any member not complying with The Club's Rules is subject to the provisions of The Club's Constitution.
14. If the predicted temperature is 32C classes will be cancelled, or 28C on a day of classes refer to heat policy.
15. No member is to enter The Club's rings/classes without an Instructor's authorization.
16. No member is to drive The Club's tractor without authorization from The Committee.
17.
 - (a) No passengers are to be carried on the tractor or the trailer.
 - (b) The tractor is to be immobilized when parked outside the shed
18. The minimum age of a handler is 12 years. Members under 12 years must be approved by the appropriate training subcommittee before handling a dog. Adult supervision during training sessions is required for handlers under 12 years.
19. Off leash area
 - (a) Do not enter the area when classes are in progress
 - (b) Eight dog maximum limit
 - (c) Members must consult those in the ring before entering
 - (d) Five minute maximum stay when others waiting
 - (e) Any dog showing any sign of aggression must be immediately removed
 - (f) All dogs must wear a collar
 - (g) All handlers must carry a leash and a plastic bag
 - (h) Dogs to be under constant supervision
 - (i) No children under 12 years to enter the area
 - (j) All dogs to be recalled regularly
 - (k) No toys or balls in the off leash area during club hours.
20. That all handlers are to wear suitable enclosed footwear whilst training their dogs. Eg. No thongs or High Heels.
21. No unattended dogs are to be left in the Clubrooms.



Pup's Playground

Origami Dog

This is another easy origami animal to fold. It looks great on a greetings card with a bow under its chin, or you can tape it to a wooden spoon to make a puppet. You can even use a very large piece of paper to make a dog mask for children to wear. The dog is a perfect partner for the cat!


We have used stick-on googly eyes" and a black marker to draw our dog's features.



1. Start by folding your square in half diagonally, and creasing carefully.




2. Fold your triangle in half again, to form a crease. Open it back out again.



3. Turn the triangle so that the long side is at the top. Fold one of the corners down, as shown in the photo, to form an ear.



4. Do the same to the other corner. Try to make the ears even!



5. Now fold the bottom point up, to form the dog's nose.



6. Add your dog's features!



2018 B.O.D.C OBEDIENCE TRIAL



OPEN OBEDIENCE AND RALLY O TRIAL

SUNDAY MAY 6th, 2018

Entries Close Friday 27th April, 2018

MCKENZIE LANE, NARRE WARREN NORTH
Melway 108 d8

Entries and Fees to

Lynda Hawkins

10 Eloera Street Upway, 3158

Cheques made Payable to: Berwick Obedience Dog Club Inc.

All Enquiries to

Trial Secretary - Lynda Hawkins

9754 7992 No Calls after 8.30pm

AM TRIAL - OBEDIENCE

CCD	Ms Marrae Ballam
NOVICE	Mrs Lisa Sinclair
OPEN	Mrs Deanne Jackson
UD	Mr Barry Cotton
UDX	Mrs Kim Houlden

NOVICE
ADVANCED B
ADVANCED A
EXCELLENT A
EXCELLENT B
MASTERS

PM TRIAL - RALLY O

Mrs Lorna Piper
Mrs Julie Morrison
Mrs Julie Morrison
Mrs Julie Morrison
Mrs Julie Morrison
Mrs Kim Houlden

The Committee reserves the right to substitute Judges if the Entry is excessive.

Entry Fee

\$12.00 per dog per class for Non Berwick Obedience Dog Club Inc. Members

\$10.00 per dog per class for Berwick Obedience Dog Club Inc. Members

Entry fee includes Catalogue

Conditions of Entry

One entry form per dog, per class. Include all Titles.

Height Category required for Open and Utility

One Cheque is acceptable.

Vetting and Check In Time

AM Trial 8.15 - 8.45

PM Trial 11.00 - 11.30

Gates will be opened for Competitors at 8.00am

Judging Commences at

AM Trial 9.00 o'clock

PM Trial 12.00pm or as soon as possible after completion of AM Trial, which ever is later.

Catering

Limited Catering will be available on the day

Awards

Trophy and Sash for all class winners. Sashes for second and third placings.

Trophy and Sash for Highest Score in Trial (CCD not eligible) - Obedience Only

Sash for Highest Scoring BODC Member (CCD not Eligible)

Sash for Highest Scoring BODC Member (CCD)

Special Awards

If you would like to donate a Special Award
please contact the Trial Secretary - prior to Entry Close Date