

BERWICK OBEDIENCE DOG CLUB

K 9 FEBRUARY TO MARCH 2017

PROUDLY CELEBRATING OVER 30 YEARS OF PROMOTING RESPONSIBLE DOG OWNERSHIP

President's Report

B.O.D.C

HEAT POLICY



When the predicted high temperature on the Friday night, for Scoresby as published on the BODC website, is greater or equal to 32 degrees celsius (DC) classes will be cancelled. If the temperature on the day is above 28 DC then there will be appropriately modified training as deemed by the applicable training sub-committee.

If the temperature on the day after the commencement of classes exceeds 32 DC, as measured by the BODC weather station, then at the discretion of the appropriate sub-committee, training will be suspended for a period of 10 minutes. If at the end of that 10 minutes the temperature does not fall to 32 DC or below then further training will be cancelled.

If the temperature changes on the Saturday morning to below 32 degrees, the club will still remain closed due to administrative activities.

Alternative training is held on Wednesday evenings at 6.30pm regardless of the temperature.




Find us on
Facebook

NEW PUBLIC PAGE


**BERWICK OBEDIENCE DOG
CLUB**

Please like and follow us for more
interesting items,
videos and updates.

Berwick Obedience Dog Club Newsletter



Check the Website for new members sign up dates. Sign up begins 12.30pm. Please bring along your dog's current vaccination certificate, lead, collar and tasty treats.



enquiries@berwickodc.asn.au

Berwick Obedience Dog Club,
P.O. Box 23,
Narre Warren North 3804
Phone 9796-9496



McKenzie Lane,
Narre Warren North.
Victoria 3804
Melways Map 108 Ref E8

Club's Shop

For more info
see full page
advertisement
in newsletter



For all your puppy needs,
visit the club's great shop
& speak with staff about
the items we have on sale
- open 12.30 pm to
3.15pm

NEWSLETTER—DATES

February—April,
May—July
August—October
November—December


NO TRAINING ON THESE WEEKENDS

2017.

Labour Day Weekend - Sat 11th March
Easter Weekend - Sat 15th April
Queens Birthday Weekend - Sat 10th June
AFL Grand Final Day - Sat 30th Sept
Melbourne Cup Weekend - Sat 4th Nov
Last Training Day 2017—Saturday 9th
December 2017

**** PLEASE ALWAYS CHECK THE NEWSLETTER, NOTICE BOARDS & WEBSITE FOR FURTHER INFORMATION ***** Also notifications will be posted on the club Facebook page.

*****"CHRISTMAS / NEW YEAR" BREAK**
2017/2018 CLUB CLOSED—After the Christmas Break Up on 9th December 2017. Club will RE-OPEN SATURDAY 3rd February 2018.



CAR PARKING

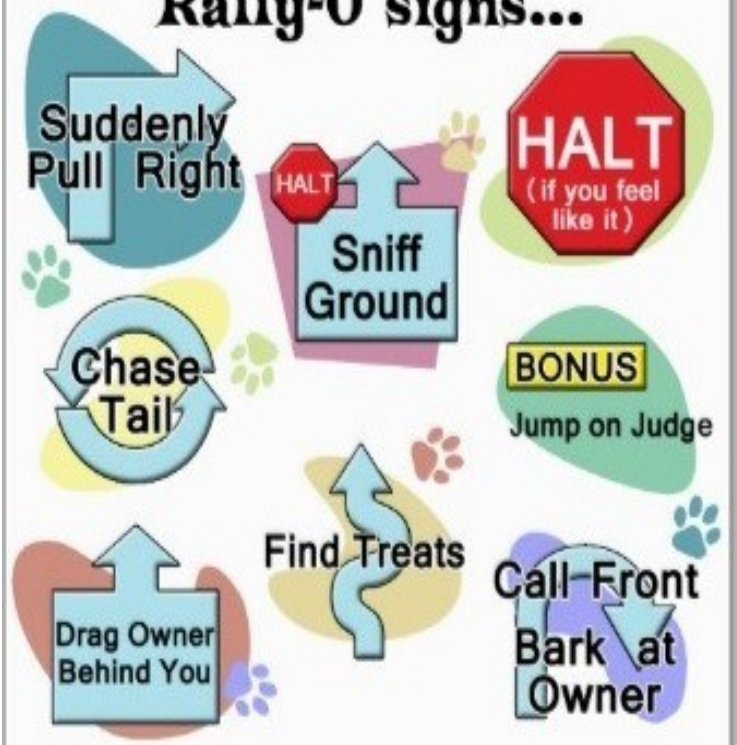


**PLEASE NOTE
IF THE CAR PARK IS
FULL, PLEASE DO NOT
PARK IN THE STREET,
AS IT IS ILLEGAL TO DO
SO !!!!
IF THE FOOTBALL IS NOT
ON, THEN PLEASE PARK
ON THE HILL**





If dogs made the Rally-O signs...




PLEASE DO NOT

WALK YOUR DOGS ON THE FOOTBALL GROUND. WE HAVE PLENTY OF SPACE HERE AT THE DOG CLUB TO WALK AND EXERCISE YOUR DOG.

THE INSTRUCTORS OBEDIENCE

Ron
Ted
Philip
Sharon
Laura
Alan
Colin
Stephen
Andrea
Kristen
Cheryl
Nicole

Alex
Ivan
Karon
Wayne
Lisa
Carla
Susan
Ingrid
Graeme
Heather
Gaby
Fiona



THE COMMITTEE 2016/17

President - Glenda
Vice-President - Ron
Secretary - Katherine V
Treasurer - Daryl S

Committee Members 2016/17

Belinda
Stephen
Annette



FLYBALL

Gordon
Belinda
Paul
HELPERS
Chris M
Ula
Matt
Monique

AGILITY

Stephen
Linda

RINGS

Barry
Lisa

RALLY O

Nick
Susan

KITCHEN - Glenda & Geoffery

OFFICE STAFF - Annette, Daryl, Glenda, Katherine

HELPERS— Suzanne, Terrie, Courtney & Fiona K

GROUND STAFF—Alex & Barry

TRIAL SECRETARY— 2017
OBEDIENCE - Lynda H

Contact—obediencetrial@berwickodc.asn.au

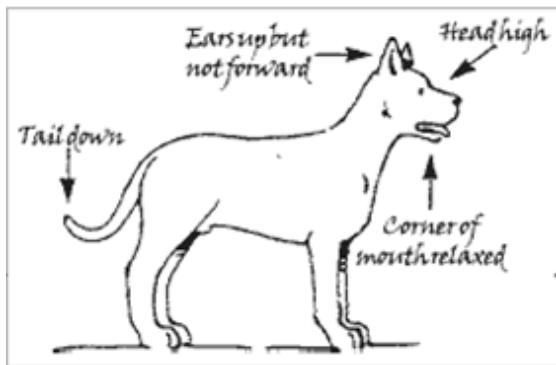


"Learning Your Dog's Body Language"

Dogs are very social animals. The ancestors of today's domestic dogs lived in packs. Communication among the members of a pack is necessary for the pack to cooperate to hunt, raise the young, and to get along. We can see pack behavior when watching two or more dogs together.

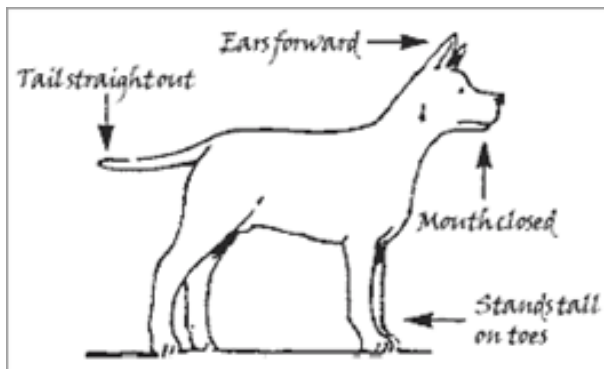
For the most part dogs communicate through body language, that is dogs use their bodies to explain their moods and thoughts. It is important for every dog owner to learn to read these messages so we can adjust our training to how the dog is feeling. Images from www.hssv.org Below a few to be aware of:

Normal posture for a dog when relaxed



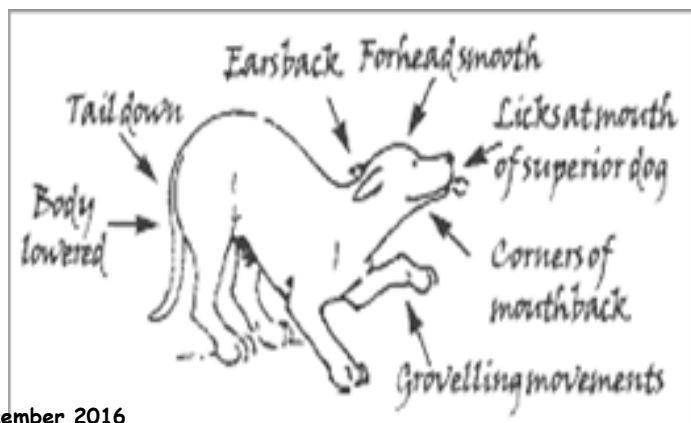
ALERT POSITION

Dogs often simply show interest on meeting another animal for the first time. The dog has not yet decided if it needs to communicate submission play, aggression, or fear. This state usually lasts only a brief moment before the dog chooses to show another feeling.



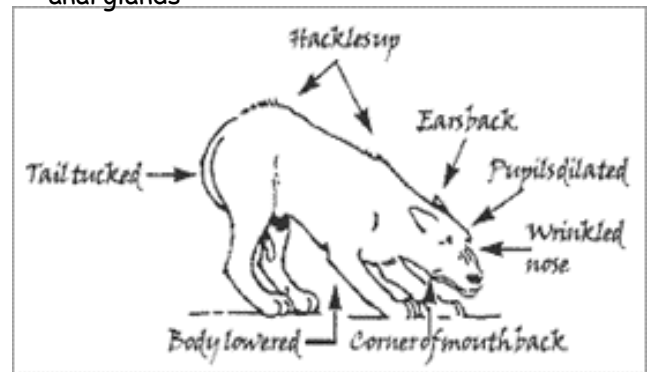
ACTIVE SUBMISSION

This is the way a dog explains that they are not the "boss", that they are less dominant than those around them. It is often used when a dog is afraid of punishment and is trying to appease his more dominant pack members.: may urinate, maybe whining, avoids eye contact tail may be wagging & held low OR tail may be tucked completely under body



DEFENSIVE THREAT POSTURE

A frightened dog can very easily become an aggressive dog, and many people have been bitten by dogs showing signs of fear. Fear-based posture may bite if cornered may be growling. May urinate and/or express anal glands

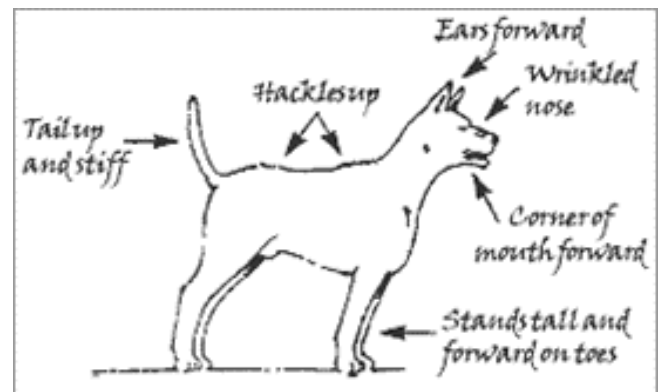


AGGRESSIVE

This is the way a dog explains that he is the "boss", that he is more dominant than those around him.

OFFENSIVE THREAT POSTURE:

dominant/confident posture dog is dangerous, may attack at any time may be growling/barking Tail may be held high & stiff while wagging



BASIC PRINCIPLES OF DOG TRAINING

Dogs learn by repetition, that is the same thing repeated several times, however dogs have a limited attention span to sights and sounds that do not have an immediate survival potential - Thus it is not advisable to repeat an exercise **more than 3 times in a row**.

Beginners Class Exercises

Simple exercises in beginners are designed to give you a degree of control over your dog. Obviously you have more control over a dog that is sitting quietly rather than swinging on the end of the lead. After a few weeks of beginners, your dog will come when called and sit still while you put on their collar and lead. You will learn that you are the leader of the pack and the boss dog. And they will accept your direction and guidance.

PRAISE AND REWARD THE BEHAVIOUR YOU WANT GROWL FOR THE BEHAVIOUR YOU DON'T WANT

Got some spare time?? Can you help out ??

Do you enjoy meeting new people.

Why not come and join us??

If you have some time to spare,
we would love it if you could give some time to help
the club.



Help with
the barby

Shop



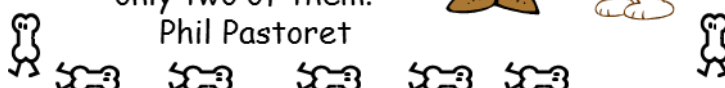
Kitchen

Office



K9 - DOGGY BITS - 2016

If you think dogs
cant count, try
putting 3 dog biscuits
in your pocket and
then give your dog
only two of them. -
Phil Pastoret



"You Know You're A Dog Person"



When your refrigerator
contains more dog bones
than anything else.

When you and the dog come
down with something like flu
on the same day.



When the rubbish bin is
more or less permanently
on the bench or table, to
keep the dog out of it
while you're at work.





Club's Shop



Did you know that the BODC has a great shop?

With friendly service and prices well below your regular pet shop!

Hours: 12.30pm—3.15 pm

Why not come in and check us out for your obedience training, agility, flyball and trialling gear needs. We stock a great range including:

Leads - Leather, nylon
 - Webbing (90, 120 & 180cm)
 - Adjustable/ multipurpose
 Snub



Collars - Limited slip collars*

- Correction chains*
- Gentle leaders*
- Training collars
- Easy Walk Harness

*The correct sizes all expertly fitted to your dog!

Car harnesses
 Treat pouches
 Kongs & Treat balls
 Squeaky toys (for training)
 UD Articles
 Show arm bands
 Dog crates (By Special Order)
 Club clothing (incl. polo shirts, windcheaters, vests, beanies, caps & hats)
 Club travel mugs (no more spilling drinks!)



SHOP SPECIALS

Dog Treats for training (from 50c/bag)

Selected in store specials* If we don't have something that you need, see if we can order it in for you.



"SPOT THE DIFFERENCE !!!"

How good are you at spotting the difference. There are 5 things different between these pictures. Picture 1 is correct, picture 2 is different, can you find them, check out the answers in this edition.

PICTURE 1




PICTURE 2





HELP REQUIRED

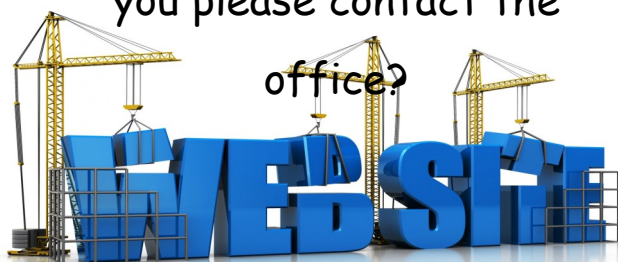


Are you a web designer?

We are looking for someone who may be interested in designing a new website for the club.

If you are interested could you please contact the

office?



Training Times

OBEDIENCE

1.30pm to 2.15pm - Beginners & Red,
2.45pm to 3.45pm -
Yellow, Pink, Green & Blue
Trial Rings 1 pm—2.30pm Advanced/Instructors
Names must be entered on the sheet by 2.00pm
Ring Stays at 2.30 pm
2.45—3.45pm new to trialing

FLYBALL

Team Training: 11.30am - 12.15pm
Intermediate: 12.15pm—12.45pm.
There are 2 beginner sessions: 1.00pm—1.30pm &
1.30pm—2.00pm
Please Note: Fly ball will only be held if instructors
are available on the day.

AGILITY

From 11.45 pm on Saturday's.
Please Note: Agility will only be held if instructors
are available on the day.
We ask that all handlers who help in setting up the
course **MUST EITHER** have their **DOG** placed in a
crate or left in the car.

ABOUT THE BERWICK OBEDIENCE DOG CLUB

The Berwick Obedience Dog Club was founded in October 1980. The club is the only one in the area that trains on Saturday afternoons. The club operates from the first Saturday in February until the first Saturday in December. We train every weekend except for long weekends (Labour Day, Easter, Anzac Day, Queen's Birthday, Melbourne Cup and AFL Grand Final Day). Training is also cancelled if the forecast maximum temperature is 32° or higher. Otherwise we train rain, hail or shine! The club also offers twilight training on Wednesday evenings during daylight saving time.



2003—Training where the 2nd
Off Leash area currently is



2003—Training where the
1st Off Leash area
currently is.

Since 1980 the club has trained thousands of people in responsible dog ownership to make our local community a dog friendly area. The club has also produced a number of champions in obedience, flyball and agility. Our club has many dedicated and enthusiastic members. Each month more and more people decide that dog obedience training is a great idea for their family pet. It is fantastic to see 30 to 40 new members joining up on our sign up days and give their dogs a great start towards being a well-behaved member of the family. Our joining, membership and training fees are very reasonable to make obedience training your dog a very affordable hobby.



Yellow Bandanas

The Berwick Obedience Dog Club has available **Yellow Bandanas** to identify dogs that may need a bit of space around them.

The reason for needing one could be:

- Nervousness
- Recovery from an operation (i.e.: convalescing)
- Unsociable to people or other dogs
-

When approaching a handler and dog with a yellow bandana, we should:

- ♦ Be respectful of their space
- ♦ Ask the handler if they are happy to socialize with your dog

When approaching a yellow bandana dog please make sure your dog doesn't go running up to it freely, just as the handler of the yellow bandana dog should be mindful of the space around their dog at all times.

Quite often handlers of yellow bandana dogs have put a lot of work into dealing with specific problems with them, so it would be disappointing if all their hard work was lost.

So if you feel your puppy needs to be given their own space, then go to the office and obtain a bandana for the day. Please return them when you have finished, so that other puppies can have their turn. This is not something the BODC is forcing on handlers as it is your choice and for the wellbeing of your dog/puppy.



SPOT THE DIFFERENCE ANS -

1. Smiley dog is missing.
2. Front dog has gone missing.
3. New dog's head has appeared.
4. Dog is have a wee.
5. A black hole has appeared.

Club - Hydro-Bath

The club has purchased (using funds from the chocolate drive) a hydro-bath to give your dogs a quick rinse of the little bit of mud that they might collect while training. Come the warmer months we will be able offer its use to you to use for a full wash.

Some dogs are not used to being in a hydro-bath and need to be 'trained' before they feel happy about staying in it. If you have one of these dogs please try to come outside of the rush at the end of each session, so we can spend more time with you and your dog.





Off - Leash Area Rules

- * Do not enter when the flag is displayed - Obedience, Agility or Fly ball class is in progress.
- * Dog owners using this area are responsible for their dogs and injuries or damage caused by them.
- * Always consult those already using the area before entering.
- * Only stay 5 minutes if others are waiting.
- * Clean up after your dog.
- * Dogs showing signs of aggressive behavior towards people or other dogs must be removed from the area immediately.
- * Maximum of 8 dogs at a time.
- * All dogs must wear a collar and owners must carry a leash at all times while in the area.
- * Owners must not leave their dogs unattended while in the area.
- * No toys are to be used in the off leash area on club days
- * Beginners are not to use the off leash area. (unless during training with a BODC instructor)
- * No young children permitted in the area.
- * Some of these rules are not on the fence, as they are only during club hours.



**REMEMBER TO
CALL YOUR DOG
EVERY 90
SECONDS**



For up to date information regarding training time and tips join us on Facebook.
<https://www.facebook.com/groups/156097671085185/>



Ground Rules 2016

1. No bitch in season is permitted on or near the training grounds.
2. All dogs are to be on lead between the hours of 11:30am to 4:00pm unless in the off-lead area.). (Amended to include 'unless in the off-lead area' September 2007. Amended November 2015 changed to 4.30pm and added "under...area".)
3. Dogs droppings to be cleaned up immediately.
4. No hitting a dog except when trying to prevent a dog from biting a person or a dog
5. No smoking in class or in any undercover areas of the Clubrooms or Sheds. ('or in any undercover areas ... ' Added September 2010)
6. No dogs allowed in the club kitchen
7. Handlers must be financial members of the club to attend training.
8. No children other than child handlers to be in the training areas.
9. Children must be under direct adult supervision at all times. . (Amended to include 'direct' January 2008. Amended November 2015 to remove "especially....dogs.")
10. All handlers must wear their membership card when attending training.
11. The committee may require a dog to be muzzled whilst on the club's grounds & in the car park if it has bitten or shown an extreme tendency of unprovoked aggression towards people or other dogs. (Amended 'must be muzzled' to 'Committee may require a dog to be muzzled' July 2008)
12. Members have the right to appeal against muzzling.
13. Any member not complying with The Club's Rules are subject to the provisions of The Club's Constitution.
14. No training will be held if Saturday's predicted high temperature on Friday evening 6pm news is greater than or equal to 32°C. (Amended to include 'on Friday evening' October 2005, Amended to '30°C' February 2008. Amended to include "6pm news" October 2014. Amended November 2015 to 32°C)
15. No member is to enter The Club's rings/classes without an Instructor's authorization. (Amended "classes" October 2014)
16. No member is to drive The Club's tractor without authorization from The Committee.
17.
 - (a) No passengers are to be carried on the tractor or the trailer.
 - (b) The tractor is to be immobilized when parked outside the shed
18. The minimum age of a handler is 12 years. Members under 12 years must be approved by the appropriate training subcommittee before handling a dog. Adult supervision during training sessions is required for handlers under 12 years.
19. Off leash area (Added June 2007)
 - (a) Do not enter the area when a class is in progress
 - (b) Eight dog maximum limit
 - (c) Members must consult those in the ring before entering
 - (d) Five minute maximum stay when others waiting
 - (e) Any dog showing any sign of aggression must be immediately removed
 - (f) All dogs must wear a collar
 - (g) All handlers must carry a leash and a plastic bag
 - (h) Dogs to be under constant supervision
 - (i) No children under 12 years to enter the area
 - (j) All dogs to be recalled regularly
 - (k) No toys or balls in the off leash area during club hours.
 - (l) ~~Beginners are not to use the off leash area unless under the supervision of an instructor.~~ (added Jan 2012) (Amended "unless under the supervision of an instructor" October 2014. Amended November 2015 removed as it is now replaced by the changes made in 2.)
20. That all handlers are to wear suitable enclosed footwear whilst training their dogs. Eg. No thongs or High Heels.
21. No unattended dogs are to be left in the Clubrooms.



THE DO'S OF DOG TRAINING





1. Do be nice to your dog every time they come to you.
2. Do get into the habit of using only one command, If your dog doesn't respond, reinforce the command.
3. Do use your dog's name to get their attention and then tell them what you want them to do.
4. Do use a normal tone of voice when you give command. Their hearing is quite acute.
5. Do be consistent in your actions and expectations.
 - Do provide an outlet for your dog's energies.
 - Do keep your dog's mentally stimulated by training them.
 - Do understand that your dog is a social animal, train them so that they can be a part of the family.
9. Do socialise your dog with people and other dogs.
10. Do become the pack leader.
11. Do make learning fun for your dog.
12. Do reward the behaviors you want.
13. Do spend plenty of time with your dog/s and give them lots of exercise.
14. Do keep trying and your dog will reward you by getting the message.
15. Do get outside help when you get stuck.



THE DON'TS OF DOG TRAINING



1. Don't do anything your dog perceives as unpleasant when they come to you.
2. Don't nag your dog by repeating commands - it teaches them to ignore you.
3. Don't use your dog's name and then expect them to read your mind as to what you want.
4. Don't expect your dog to know what the exercise "no" means.
5. Don't yell at your dog. He's not deaf.
6. Don't confuse your dog with unrealistic expectations.
7. Don't try to suppress behaviors that need an outlet.
8. Don't let your dog stagnate.
9. Don't lock your dog up or put him out because you haven't trained him to behave.
10. Don't isolate your dog.
11. Don't expect your dog to obey if you are not their leader.
12. Don't get too serious in your training.
13. Don't reward undesirable behaviors.
14. Don't make them neurotic by neglecting them.
15. Don't give up when the going gets tough.
16. Don't blame the dog.



Source: "Dog Training for Dummies" - Jack & Wendy Volhard
In cooperation with pet experts at Howell Book House
Wiley Publishing, Inc, Indianapolis, Indiana - 2001.