

BERWICK OBEDIENCE DOG CLUB

K 9 OCTOBER TO DECEMBER 2018

PROUDLY CELEBRATING OVER 30 YEARS OF PROMOTING RESPONSIBLE DOG OWNERSHIP

BERWICK OBEDIENCE DOG CLUB 2018 MEMBERS COMPETITION

TAKING PLACE ON
SATURDAY 27TH
OCTOBER 2018

FOR CLASSES — RED,
YELLOW, PINK & BLUE

ALL CLASSES WILL
BEGIN AT 1.30PM

For all the details and entry
form check inside this edition of
the newsletter.

Yellow Bandanas

The Berwick Obedience Dog Club has available **Yellow Bandanas** to identify dogs that may need a bit of space around them.

The reason for needing one could be:

- Nervousness
- Recovery from an operation (i.e.: convalescing)
- Unsociable to people or other dogs
-

When approaching a handler and dog with a yellow bandana, we should:

- ♦ Be respectful of their space
- ♦ Ask the handler if they are happy to socialize with your dog


When approaching a yellow bandana dog please make sure your dog doesn't go running up to it freely, just as the handler of the yellow bandana dog should be mindful of the space around their dog at all times.

Quite often handlers of yellow bandana dogs have put a lot of work into dealing with specific problems with them, so it would be disappointing if all their hard work was lost.

So if you feel your puppy needs to be given their own space, then go to the office and obtain a bandana for the day. Please return them when you have finished, so that other puppies can have their turn. This is not something the BODC is forcing on handlers as it is your choice and for the wellbeing of your dog/puppy.



Berwick Obedience Dog Club Newsletter



Check the Website for new members sign up dates. Sign up begins 12.30pm. Please bring along your dog's current vaccination certificate, lead, collar and tasty treats.




enquiries@berwickodc.asn.au

Berwick Obedience Dog Club,
P.O. Box 23,
Narre Warren North 3804
Phone 9796-9496



McKenzie Lane,
Narre Warren North.
Victoria 3804
Melways Map 108 Ref E8

With hot days
approaching
please keep
this NUMBER
IN MIND



32c
A Number
TO
REMEMBER !

Club's Shop

For more info
see full page
advertisement
in newsletter



For all your puppy needs,
visit the club's great shop
& speak with staff about
the items we have on sale
- open 12.30 pm to
3.15pm

NEWSLETTER—DATES

February—March,
April-May
June-July
August—September
October-December


NO TRAINING ON THESE WEEKENDS

2018.

Labour Day Weekend - Sat 12th March
Easter Weekend - Sat 31st March
Queens Birthday Weekend - Sat 10th June
AFL Grand Final Day - Sat 29th Sept
Melbourne Cup Weekend - Sat 4th Nov
Last Training Day 2018—Saturday 8th
December 2018

**** PLEASE ALWAYS CHECK THE NEWSLETTER, NOTICE BOARDS & WEBSITE FOR FURTHER INFORMATION ***** Also notifications will be posted on the club Facebook page.

*****"CHRISTMAS / NEW YEAR" BREAK**
2018/2019 CLUB CLOSED—After the Christmas Break Up on 8th December 2018. Club will RE-OPEN SATURDAY 2nd February 2019.



CAR PARKING



PLEASE NOTE
IF THE CAR PARK IS
FULL, PLEASE DO NOT
PARK IN THE STREET,
AS IT IS ILLEGAL TO DO
SO !!!!
IF THE FOOTBALL IS NOT
ON, THEN PLEASE PARK
ON THE HILL





BERWICK OBEDIENCE DOG CLUB

CHRISTMAS BREAK UP

8TH DECEMBER 2018

Starting from 12.30pmFree BBQ

Make sure you put your name on the sheet by 24th Nov for catering purposes and if you are bringing kids along to see Santa.

Various fun events will run throughout the day.

The fastest sprint competition will run from approx. 12.30pm to 2.30pm (this is done with timing gates)

Once again we are donating to the RSPCA Pearcedale, so everyone please bring some dog/cat food, toys, and blankets, any helpful donation would be appreciated or a donation of \$2.00 on the day, a collection area will be set up near the main clubrooms.

Come & try Rally O and Agility.

Flyball demonstration at approx. 1:15pm, also come & have a try.

Fancy dress at approx. 1.45pm, prizes will go to best dressed dog and owner, so put your name down on the entry sheet by Dec 1st.

Various Special Awards:-

Adult & Junior Handler of the year in Obedience

Most improved Agility handler & Dog

Best Agility Handler & Dog in training

Most Improved Flyball Dog /Handler

Highest scoring Novice & Open dog trialled

Raffle - An assortment of prizes.

Santa will arrive approx. 2.45pm with lollies for the kids



DEFIBRILLATOR



The club has purchased a portable defibrillator.

Location:

OFFICE (inside the roller door).

Please take a couple of minutes to come into the office to familiarise yourself as to where it is located.


If dogs made the Rally-O signs...



THE INSTRUCTORS OBEDIENCE

Ron
Ted
Philip
Sharon
Laura
Alan
Colin
Stephen
Andrea
Kristen
Cheryl
Nicole
David
Angela

Alex
Ivan
Karon
Wayne
Lisa
Carla
Susan
Ingrid
Graeme
Heather
Gaby
Fiona
Sharon R
Rebecca



THE COMMITTEE 2018/19

President - Sharon
Vice-President - Stephen
Secretary - Rebecca
Treasurer - Katherine

Committee Members 2018/19

Belinda
Annette
Paul
Monique
Carly
Ivan



KITCHEN - Glenda & Geoffery

OFFICE STAFF - Annette, Daryl, Glenda, Katherine

HELPERS— Tracey, Chris, Fiona K and Carly

GROUND STAFF—Alex & Barry

TRIAL SECRETARY— 2017
OBEDIENCE - Lynda H

Contact—obediencetrial@berwickodc.asn.au

FLYBALL

Gordon
Belinda
Paul
Monique
Ula
Jenny
HELPERS
Chris
Matt
Carly

AGILITY

Stephen
Linda

RINGS

Barry
Lisa

RALLY O

Nick
Susan



Track and Search.

In the last newsletter we wrote an article about Tracking. This time we will give a general explanation of Track and Search. Basically it is tracking in suburban areas. This article is not intended to be one hundred percent accurate and a few specific details have been omitted. It is an overview. Anyone who wishes to find out more about Tracking or Track and Search can read the ANKC Rules. These can be found at www.vicdog.com.

Next year, new rules will be introduced which might change the format of Tracking and Track and Search. The following is an explanation as to how it is judged at the present time. Currently, a dog must complete tests 1 to 8 of Tracking in order to advance to Track and Search.

There are a total of 10 tests in Track and Search; each one increasing in difficulty. Equipment for the first four tests is a harness and 10 metre lead.

Tests 1 to 4 are basically in or around suburban parklands where surfaces vary and must include areas of vegetation, gravel, boardwalks and sand etc. There will be at least four changes of direction. Two articles will be placed along the track for the dog to find. Unlike rural tracking, the dog does not necessarily need to find the articles in order to pass but must discover the tracklayer at the finish.

The distances of the first four tracks range from 800 metres to 1,200 metres with time delays from 60 to 90 min for test 1 to between 120 to 240 mins for tests 2, 3 and 4. There are also diversionary tracks such as crossovers and people mingling near the start.

For each of these first four tracks, the tracklayer will leave a scented article in a zip lock bag and a sealed plastic container. This is left 30 metres before the start. The handler opens the bag to allow the dog to scent the article and then the pair begins tracking.

Tests 5 to 10 vary from 800 to 1,000 metres in length and are more centred, though not restricted to hard surfaces (footpaths). Except at the start, there aren't any other articles placed on these tracks.

A harness with a lead of between 5 and 10 metres is allowed plus both dog and handler must wear reflective safety equipment.

Tests 5 and 6 are the basically the same as each other except one is completed during the day and the other is judged at night. These tracks will include distractions such as buildings, fences and parked cars. The time the track must sit is between 120 and 240 mins.



Tests 7 and 8 are similar to 5 and 6 (one day and one night) with the significant differences being a 4 to 5 hour time delay plus a 2 minute compulsory stop during the track. The distance for both is 1,000 metres.

Tests 9 and 10 are also 1,000 metres but the extra difficulty here is that at some point on the track, the tracklayer will be picked up in a car and travel for 200 metres with the car window open. This section must include a corner and a cross street. The tracklayer will then complete the remainder of the track on foot.


For passing tests 1, 2 and 3 the dog is awarded the title of Track and Search Dog (T.S.D.).

Finishing tests 4, 5 and 6 achieves Track and Search Dog Excellent (T.S.D.X.).

Tests 7 and 8 earn Track and Search Dog Champion (T.S.Ch.).

After successfully completing tests 9 and 10, the dog becomes Track and Search Grand Champion (T.S. Grand Ch.).

A good starting place for anyone interested in taking up tracking is to contact The Tracking Club of Victoria at trackingclubvic.org.au. There is also a Facebook page. They run an annual workshop in April/May which will give you the basics.





THE GERMAN SHEPARD TRACK AND SEARCH TRIAL



Harvey passed test 8 and is now a Track and Search Dog Champion.

Rosco passed his test 2 and 3 and is now a Track and Search Dog





DOG V CAT **CHANGING A LIGHT BULB!!!!**

◆ **Golden Retriever:** The sun is shining, the day is young, we've got our whole lives ahead of us, and you're inside worrying about a stupid burned out bulb?

◆ **Border Collie:** Just one. And then I'll replace any wiring that's not up to code.

◆ **Dachshund:** You know I can't reach that stupid lamp!

◆ **Rottweiler:** Make me.

◆ **Boxer:** Who cares? I can still play with my squeaky toys in the dark.

◆ **Lab:** Oh, me, me!!!!
Pleeeeeeeeeeze let me change the light bulb!
Can I? Can I? Huh?
Huh? Can I? Pleeeeeeeze, please, please, please!

◆ **German Shepherd:** I'll change it as soon as I've led these people from the dark, check to make sure I haven't missed any, and make just one more perimeter patrol to see that no one has tried

how many dogs does it take to change a lightbulb?



to take advantage of the situation.

◆ **Jack Russell Terrier:**
I'll just pop it in while I'm bouncing off the walls and furniture.

◆ **Old English Sheep Dog:** Light bulb? I'm

sorry, but I don't see a light bulb.

◆ **Cocker Spaniel:** Why change it? I can still pee on the carpet in the dark.

◆ **Pointer:** I see it, there it is, there it is, right there...

◆ **Greyhound:** It isn't moving. Who cares?

◆ **Australian Shepherd:**
First, I'll put all the light bulbs in a little circle...

◆ **Poodle:** I'll just blow in the Border Collie's ear and he'll do it. By the time he finishes rewiring the house, my nails will be dry.

◆ **The Cat's Answer:**
Dogs do not change light bulbs. People change light bulbs. So, the real question is: How long will it be before I can expect some light, some dinner, and a massage?

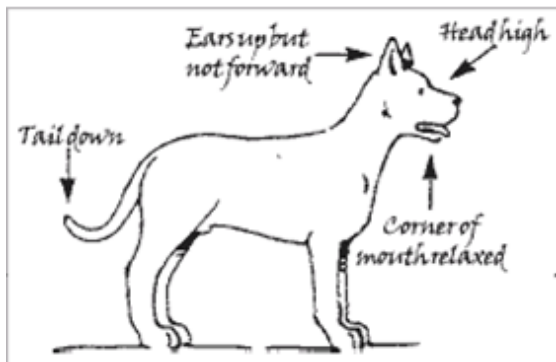


"Learning Your Dog's Body Language"

Dogs are very social animals. The ancestors of today's domestic dogs lived in packs. Communication among the members of a pack is necessary for the pack to cooperate to hunt, raise the young, and to get along. We can see pack behavior when watching two or more dogs together.

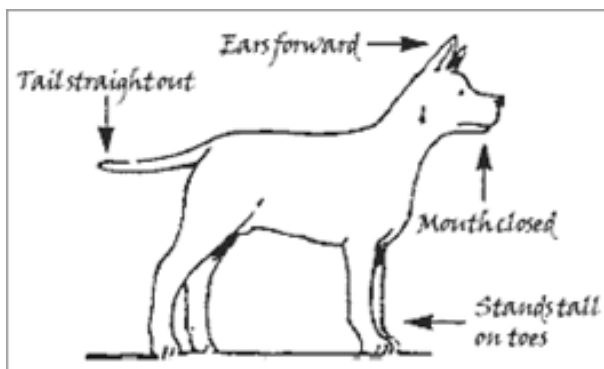
For the most part dogs communicate through body language, that is dogs use their bodies to explain their moods and thoughts. It is important for every dog owner to learn to read these messages so we can adjust our training to how the dog is feeling. Images from www.hssv.org Below a few to be aware of:

Normal posture for a dog when relaxed



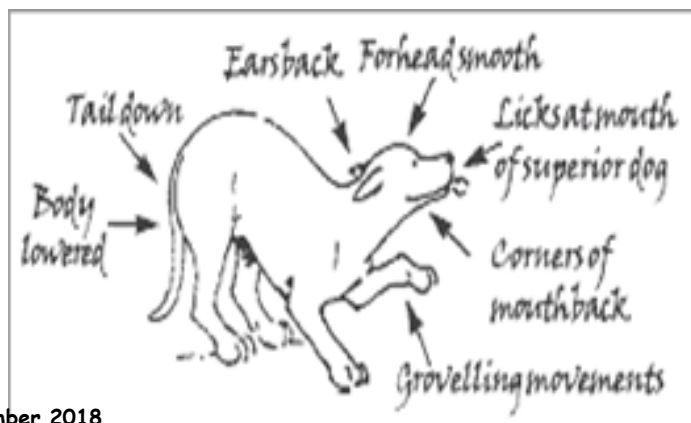
ALERT POSITION

Dogs often simply show interest on meeting another animal for the first time. The dog has not yet decided if it needs to communicate submission play, aggression, or fear. This state usually lasts only a brief moment before the dog chooses to show another feeling.



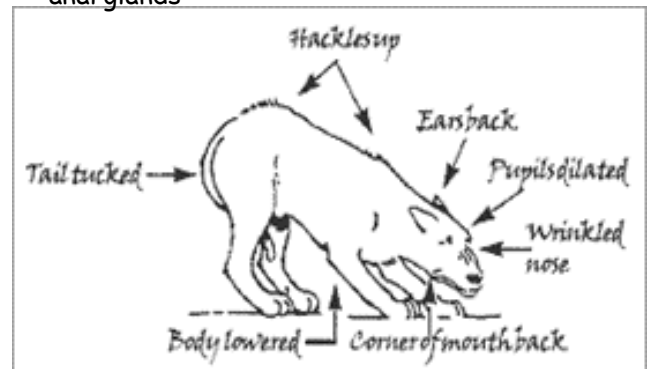
ACTIVE SUBMISSION

This is the way a dog explains that they are not the "boss", that they are less dominant than those around them. It is often used when a dog is afraid of punishment and is trying to appease his more dominant pack members.: may urinate, maybe whining, avoids eye contact tail may be wagging & held low OR tail may be tucked completely under body



DEFENSIVE THREAT POSTURE

A frightened dog can very easily become an aggressive dog, and many people have been bitten by dogs showing signs of fear. Fear-based posture may bite if cornered may be growling. May urinate and/or express anal glands

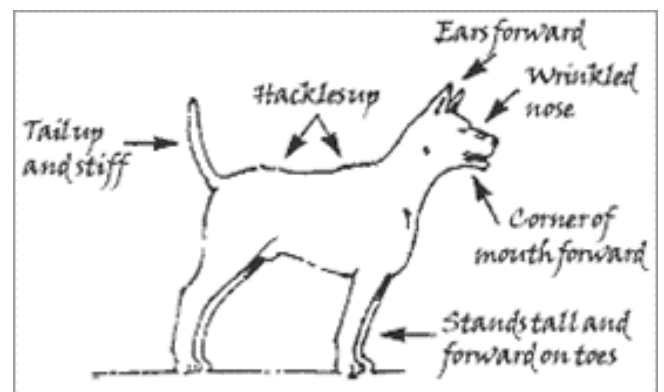


AGGRESSIVE

This is the way a dog explains that he is the "boss", that he is more dominant than those around him.

OFFENSIVE THREAT POSTURE:

dominant/confident posture dog is dangerous, may attack at any time may be growling/barking Tail may be held high & stiff while wagging





BASIC PRINCIPLES OF DOG TRAINING

Dogs learn by repetition, that is the same thing repeated several times, however dogs have a limited attention span to sights and sounds that do not have an immediate survival potential - Thus it is not advisable to repeat an exercise more than 3 times in a row.

Beginners Class Exercises

Simple exercises in beginners are designed to give you a degree of control over your dog. Obviously you have more control over a dog that is sitting quietly rather than swinging on the end of the lead. After a few weeks of beginners, your dog will come when called and sit still while you put on their collar and lead. You will learn that you are the leader of the pack and the boss dog. And they will accept your direction and guidance.

**PRAISE AND REWARD THE BEHAVIOUR YOU WANT
GROWL FOR THE BEHAVIOUR YOU DON'T WANT**

Got some spare time?? Can you help out??

Do you enjoy meeting new people.

Why not come and join us??

If you have some time to spare,
we would love it if you could give some time to help
the club.



Help with
the barby

Shop



Kitchen



Office

Club Handouts

There are heaps of
information brochures on a
number of dog related
topics which are now
available inside the club
rooms and office.

Information for the whole
family and they are free.

These 2 are just an
example. There is 18 to chose from.



Training Times

OBEDIENCE

1.30pm to 2.15pm - Beginners & Red,
2.45pm to 3.45pm -
Yellow, Pink, Green & Blue

Trial Rings 1 pm—2.30pm Advanced/
Instructors

Names must be entered on the sheet by
2.00pm

Ring Stays at 2.30 pm

FLYBALL

Team Training: 11.30am - 12.15pm

Intermediate: 12.15pm—12.45pm.

There are 2 beginner sessions: 1.00pm—1.30pm &
1.30pm—2.00pm

**Please Note: Fly ball will only be held if instruc-
tors are available on the day.**

AGILITY

From 11.45 pm on Saturday's.

**Please Note: Agility will only be held if instruc-
tors are available on the day.**

**We ask that all handlers who help in setting up
the course MUST EITHER have their DOG placed
in a crate or left in the car.**



B.O.D.C NOTICE BOARD

DONATIONS REQUIRED FOR THE R.S.P.C.A

The club is still looking for donations for the R.S.P.C.A. There is a green bin in the clubrooms or sometimes out on the veranda where donations can be placed. We are looking for towels, blankets, sheets, food or anything cat or dog.

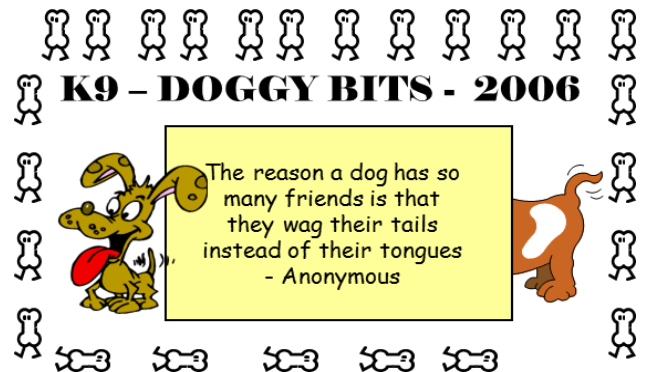
Club - Hydro-Bath

The club has purchased (using funds from the chocolate drive) a hydro-bath to give your dogs a quick rinse of the little bit of mud that they might collect while training. Come the warmer months we will be able offer its use to you to use for a full wash.

Some dogs are not used to being in a hydro-bath and need to be 'trained' before they feel happy about staying in it. If you have one of these dogs please try to come outside of the rush at the end of each session, so we can spend more time with you and your dog.



Find us on
Facebook



"You Know You're A Dog Person"

When you and the dog come down with something like flu on the same day.



CHANGE TO TROPHIES

BODC are changing the trophies for dogs that have obtained titles. It will be similar to the photo attached.

As you can see it is a trophy with your dogs name on it and plaques are added as titles are gained. It keeps it all in one place.

If your dog is eligible please fill in the form and lodge it with the office by the 20th October 2018. We would like to present them at the Christmas breakup and this year it will require extra work.





Club's Shop



Did you know that the BODC has a great shop?

With friendly service and prices well below your regular pet shop!

Hours: 12.30pm—3.15 pm

Why not come in and check us out for your obedience training, agility, flyball and trialling gear needs. We stock a great range including:

Leads - Leather, nylon

- Webbing (90, 120 & 180cm)
- Adjustable/ multipurpose
- Snub



Collars - Limited slip collars*

- Correction chains*
- Gentle leaders*
- Training collars
- Easy Walk Harness

*The correct sizes all expertly fitted to your dog!

Car harnesses

Treat pouches

Kongs & Treat balls

Squeaky toys (for training)

UD Articles

Show arm bands

Dog crates (By Special Order)

Club clothing (incl. polo shirts, windcheaters, vests, beanies, caps & hats)

Club travel mugs (no more spilling drinks!)



SHOP SPECIALS

Dog Treats for training (from 50c/bag)

Selected in store specials* If we don't have something that you need, see if we can order it in for you.



Cabots - 3D Paint City Perpetual Trophy

**Best Agility Dog & Handler
in Training 2017**

**Freddy Mora Cordero
& (Border Collie) Lug**



Off - Leash Area Rules

Please Note—The Off-leash areas are not to be used during the times 11.30am to 4.00pm on club training days. The only times the off-leash areas can be used is when a B.O.D.C instructor is present in the areas.

- * Do not enter an - Obedience, Agility or Fly ball class is in progress.
- * Dog owners using this area are responsible for their dogs and injuries or damage caused by them.
- * Always consult those already using the area before entering.
- * Only stay 5 minutes if others are waiting.
- * Clean up after your dog.
- * Dogs showing signs of aggressive behavior towards people or other dogs must be removed from the area immediately.
- * Maximum of 8 dogs at a time.
- * All dogs must wear a collar and owners must carry a leash at all times while in the area.
- * Owners must not leave their dogs unattended while in the area.
- * No toys are to be used in the off leash area on club days
- * Beginners are not to use the off leash area. (unless during training with BODC instructor)
- * No young children permitted in the area.
- * Some of these rules are not on the fence, as they are only during club hours.



(03) 8790 2425

Address

242 Narre Warren – Cranbourne Road
Narre Warren South Victoria 3805

(Get directions via Google Maps)

Hours

Monday to Friday: 8am – 7pm

Saturday: 9am – 1pm

Phone: (03) 8790 2425

Fax: (03) 8790 3856

Email: info@ultimatevet.com.au



Ultimate Veterinary Clinic

Dr Bob Cavey BVSc (Hons) MANZCVS
Accredited Agis Quarantine Veterinarian

On presentation of current Membership you will receive a discount on your dog's consultation.



**REMEMBER TO
CALL YOUR DOG
EVERY 90
SECONDS**



For up to date information regarding training time and tips join us on Facebook.



THE DO'S OF DOG TRAINING




1. Do be nice to your dog every time they come to you.
2. Do get into the habit of using only one command, If your dog doesn't respond, reinforce the command.
3. Do use our dog's name to get their attention and then tell them what you want them to do.
4. Do use a normal tone of voice when you give command. Their hearing is quite acute.
5. Do be consistent in your actions and expectations.
 - Do provide an outlet for your dog's energies.
 - Do keep your dog's mentally stimulated by training them.
 - Do understand that your dog is a social animal, train them so that they can be a part of the family.
9. Do socialise your dog with people and other dogs.
10. Do become the pack leader.
11. Do make learning fun for your dog.
12. Do reward the behaviors you want.
13. Do spend plenty of time with your dog/s and give them lots of exercise.
14. Do keep trying and your dog will reward you by getting the message.
15. Do get outside help when you get stuck.



THE DON'TS OF DOG TRAINING



1. Don't do anything your dog perceives as unpleasant when they come to you.
2. Don't nag your dog by repeating commands - it teaches them to ignore you.
3. Don't use your dog's name and then expect them to read your mind as to what you want.
4. Don't expect your dog to know what the exercise "no" means.
5. Don't yell at your dog. He's not deaf.
6. Don't confuse your dog with unrealistic expectations.
7. Don't try to suppress behaviors that need an outlet.
8. Don't let your dog stagnate.
9. Don't lock your dog up or put him out because you haven't trained him to behave.
10. Don't isolate your dog.
11. Don't expect your dog to obey if you are not their leader.
12. Don't get too serious in your training.
13. Don't reward undesirable behaviors.
14. Don't make them neurotic by neglecting them.
15. Don't give up when the going gets tough.
16. Don't blame the dog.



Source: "Dog Training for Dummies" - Jack & Wendy Volhard
In cooperation with pet experts at Howell Book House
Wiley Publishing, Inc, Indianapolis, Indiana - 2001.



Ground Rules 2018

1. No bitch in season is permitted on or near the training grounds.
2. All dogs are to be on lead between the hours of 11:30am to 4:30pm on Saturday unless under the supervision of an instructor (including the off-lead area).
3. Dogs droppings to be cleaned up immediately.
4. No hitting a dog except when trying to prevent a dog from biting a person or a dog
5. No smoking in class or in any undercover areas of the Clubrooms or Sheds.
6. No dogs allowed in the club kitchen
7. Handlers must be financial members of the club to attend training.
8. No children other than child handlers to be in the training areas.
9. Children must be under direct adult supervision at all times
10. All handlers must wear their membership card when attending training.
11. The committee may require a dog to be muzzled whilst on the club's grounds & in the car park if it has bitten or shown an extreme tendency of unprovoked aggression towards people or other dogs.
12. Members have the right to appeal against muzzling.
13. Any member not complying with The Club's Rules is subject to the provisions of The Club's Constitution.
14. If the predicted temperature is 32C classes will be cancelled, or 28C on a day of classes refer to heat policy.
15. No member is to enter The Club's rings/classes without an Instructor's authorization.
16. No member is to drive The Club's tractor without authorization from The Committee.
17.
 - (a) No passengers are to be carried on the tractor or the trailer.
 - (b) The tractor is to be immobilized when parked outside the shed
18. The minimum age of a handler is 12 years. Members under 12 years must be approved by the appropriate training subcommittee before handling a dog. Adult supervision during training sessions is required for handlers under 12 years.
19. Off leash area
 - (a) Do not enter the area when classes are in progress
 - (b) Eight dog maximum limit
 - (c) Members must consult those in the ring before entering
 - (d) Five minute maximum stay when others waiting
 - (e) Any dog showing any sign of aggression must be immediately removed
 - (f) All dogs must wear a collar
 - (g) All handlers must carry a leash and a plastic bag
 - (h) Dogs to be under constant supervision
 - (i) No children under 12 years to enter the area
 - (j) All dogs to be recalled regularly
 - (k) No toys or balls in the off leash area during club hours.
20. That all handlers are to wear suitable enclosed footwear whilst training their dogs. Eg. No thongs or High Heels.
21. No unattended dogs are to be left in the Clubrooms.



Berwick Obedience Dog Club COMPETITION DAY



A club members competition will be held on

Saturday 27th October 2018

for obedience classes Red, Yellow, Pink, Green & Blue

The competition will start at 1:30.

No other obedience training (except for Beginners) will be held that day. This will be the testing for October.

Every one is judged individually except for stays which are judged as a group at the end.



To enter please fill in the attached entry form and place it in the red box attached to the door on the right of the canteen by 4pm on Saturday 20th Oct 2018.

Alternatively email entries to
berwickodc@hotmail.com by Wednesday 24th Oct.

It is the club's birthday so there will be a free BBQ
For more info see individual class fliers or ask your Instructor.





**Berwick Obedience Dog Club
Member Competition
Entry Form**

Name_____ **Membership No**_____

Dog's Name_____

Please Circle the class that you wish to compete in

Red Yellow Pink Green

Blue 1(Non Trialing)

Trialing Members (titles obtained).....

berwickodc@hotmail.com