

# BERWICK OBEDIENCE DOG CLUB

## K 9 OCTOBER TO DECEMBER 2019

PROUDLY CELEBRATING OVER 35 YEARS OF PROMOTING RESPONSIBLE DOG OWNERSHIP

## A Trained Dog is a Happy Dog<sup>®</sup>

Lots of people ask why we should train our dogs. The answer goes back to the dog's ancestry when wolves roamed around in packs. Although the modern day dog looks different to and has generally less natural instinct than the wolf they still have the pack mentality. That is, there a leader and an order of seniority amongst the rest of the pack.

When a dog joins your family, in their view they come to a new pack. A new order has to be established. Who is leader? Where does the dog come in the order of seniority? If nobody trains (shows the dog what to do and where he stands in the pack) then they will assume that that are leader and will try to train you. Look for signs like pulling on the leash (the dog thinks they need to lead the hunt) or barking at you, jumping up and even mouthing or gently biting you. These are signs that your dog is showing you what to do - in a nice way.

If the dog has a strong leader or alpha type personality, trouble will eventuate. The dog may give you a stronger correction in the way of a bite, growl at you or show other bad behavior such as excessive protection of 'their' pack. Worse still is the poor dog whose personality is not in the least way predisposed to leading. This will show through as a nervous dog with obsessive behaviors like chewing which comforts anxious dogs, fear of strangers or other dogs and many others. Thankfully most dogs fall somewhere between these two extremes.

So to get back to the title of this very short anecdote. A dog that is certain of their place in the hierarchy of the family and obedience trained will know how to behave and what you want them to do. The dog will trust you and be much happier and well adjusted. The added bonus here is that it is a pleasure to own a well behaved dog.  
Congratulations on choosing to train your dog.

Suggested reading: - The dog listener by Jan Fennell.  
ISBN 0-00-653236-5  
Publisher - Harper Collins.

## TWILIGHT TRAINING

TWILIGHT TRAINING WILL BEING ON  
**WEDNESDAY 9TH OCTOBER AT 6.30PM AND**  
CONTINUE UNTIL **WEDNESDAY 11TH DECEMBER.**

**THIS TRAINING IS FOR RED TO BLUE  
CLASSES ONLY.**

PLEASE CHECK THE CLUB'S FACEBOOK PAGE FOR  
ANY UPDATED INFORMATION.

## Yellow Bandanas

The Berwick Obedience Dog Club has available **Yellow Bandanas** to identify dogs that may need a bit of space around them.

*The reason for needing one could be:*

- Nervousness
- Recovery from an operation (i.e.: convalescing)
- Unsociable to people or other dogs

*When approaching a handler and dog with a yellow bandana, we should:*

- ♦ Be respectful of their space
- ♦ Ask the handler if they are happy to socialize with your dog

When approaching a yellow bandana dog please make sure your dog doesn't go running up to it freely, just as the handler of the yellow bandana dog should be mindful of the space around their dog at all times.

Quite often handlers of yellow bandana dogs have put a lot of work into dealing with specific problems with them, so it would be disappointing if all their hard work was lost.

So if you feel your puppy needs to be given their own space, then go to the office and obtain a bandana for the day. Please return them when you have finished, so that other puppies can have their turn. This is not


something the BODC is forcing on handlers as it is your choice and for the wellbeing of your dog/puppy.



# Berwick Obedience Dog Club Newsletter



Check the Website for new members sign up dates. Sign up begins 12.30pm. Please bring along your dog's current vaccination certificate, lead, collar and tasty treats.




enquiries@berwickodc.asn.au

Berwick Obedience Dog Club,  
P.O. Box 23,  
Narre Warren North 3804  
Phone 9796-9496



McKenzie Lane,  
Narre Warren North.  
Victoria 3804  
Melways Map 108 Ref E8

With hot days  
approaching  
please keep  
this NUMBER  
IN MIND



**32c**  
**A Number**  
**TO**  
**REMEMBER !**

## Club's Shop

For more info  
see full page  
advertisement  
in newsletter



For all your puppy needs,  
visit the club's great shop  
& speak with staff about  
the items we have on sale  
- open 12.30 pm to  
3.15pm

### NEWSLETTER—DATES

February—March,  
April-May  
June-July  
August—September  
October-December


## NO TRAINING ON THESE WEEKENDS

**2019.**

Labour Day Weekend - Sat 10th March  
Easter Weekend - Sat 20th April  
Queens Birthday Weekend - Sat 8th June  
AFL Grand Final Day - Sat 28th Sept  
Melbourne Cup Weekend - Sat 2nd Nov  
Last Training Day 2018—Saturday 14th December 2018

**\*\* PLEASE ALWAYS CHECK THE NEWSLETTER, NOTICE BOARDS & WEBSITE FOR FURTHER INFORMATION \*\*\*** Also notifications will be posted on the club Facebook page.

**\*\*\*"CHRISTMAS / NEW YEAR" BREAK**  
**2018/2019 CLUB CLOSED—After the Christmas Break Up on 14th December 2019. Club will RE-OPEN SATURDAY 1st February 2020.**



## CAR PARKING



**PLEASE NOTE**  
**IF THE CAR PARK IS**  
**FULL, PLEASE DO NOT**  
**PARK IN THE STREET,**  
**AS IT IS ILLEGAL TO DO**  
**SO !!!!**  
**IF THE FOOTBALL IS NOT**  
**ON, THEN PLEASE PARK**  
**ON THE HILL**







## **DOG V CAT**

### **CHANGING A LIGHT BULB!!!!!!**

◆ **Golden Retriever:** The sun is shining, the day is young, we've got our whole lives ahead of us, and you're inside worrying about a stupid burned out bulb?

◆ **Border Collie:** Just one. And then I'll replace any wiring that's not up to code.

◆ **Dachshund:** You know I can't reach that stupid lamp!

◆ **Rottweiler:** Make me.

◆ **Boxer:** Who cares? I can still play with my squeaky toys in the dark.

◆ **Lab:** Oh, me, me!!!!!! Pleeeeeeeeze let me change the light bulb! Can I? Can I? Huh? Huh? Can I? Pleeeeeeeeze, please, please, please!

◆ **German Shepherd:** I'll change it as soon as I've led these people from the dark, check to make sure I haven't missed any, and make just one more perimeter patrol to see that no one has tried

## how many dogs does it take to change a lightbulb?



to take advantage of the situation.

◆ **Jack Russell Terrier:** I'll just pop it in while I'm bouncing off the walls and furniture.

◆ **Old English Sheep Dog:** Light bulb? I'm

sorry, but I don't see a light bulb.

◆ **Cocker Spaniel:** Why change it? I can still pee on the carpet in the dark.

◆ **Pointer:** I see it, there it is, there it is, right there...

◆ **Greyhound:** It isn't moving. Who cares?

◆ **Australian Shepherd:** First, I'll put all the light bulbs in a little circle...

◆ **Poodle:** I'll just blow in the Border Collie's ear and he'll do it. By the time he finishes rewiring the house, my nails will be dry.

◆ **The Cat's Answer:** Dogs do not change light bulbs. People change light bulbs. So, the real question is: How long will it be before I can expect some light, some dinner, and a massage?



## THE YEAR THAT WAS.....BODC IN REVIEW

First I would like to take a moment to thank all of our members for a great year - what a friendly, respectful and helpful bunch we all are. A very special and heartfelt thank you though to all those who take time out to help and contribute extra time and energy into making a Club to be proud of.

The year in review:

### Business as usual:

- We ran 36/39 Saturdays
- A 5% increase in the number of memberships on last year. -
- A number of our members competed successfully in Obedience, Rally-O, Agility, Jumping, Flyball teams, Sprints, Tracking, Track and Search and Noseworks
- Flyball teams competed successfully in Canberra, at Nationals and Keilor Competition with a win for 'Cleanest run'
- We ran a successful Members Competition
- We ran a very successful Obedience and Rally-O Trial
- Our Agility/ Jumping Trial was run at KCC Park for the first time with great success.
- A number of dedicated individuals attended and actively participated in:
- BODC Committee meetings
- Flyball Sub Committee meetings
- Ruzzie awards on 29 June
- Obedience Sub Committee meetings
- Agility Sub Committee meetings
- Annual Working Bee
- Week in and week out we staffed the Office, Kitchen, Grounds, Obedience Instructors, Rally-O Instructors, Trial Rings, Flyball Instructors and Agility Instructors.

### Achievements/ Challenges

- Obedience are trialling an improved method of monthly testing with the use of rally-o signs for red and pink class. Instructors will have a score card and provide one on one feedback on areas for improvement if needed. Reviewing opportunities for other classes.
- Rally-O will be commencing a structured Beginners class in September. Thank you to Susan and Nick.
- Flyball Sub committee has been successful in application to run Flyball Nationals in conjunction with Frankston in 2020.
- New Instructor for Agility.
- An amendment to our Planning Permit has been submitted to the City of Casey. The request is to allow the Club rights to use of the grounds from 9am on Saturdays instead of 11:30am. The request includes our current approved time allocation of Saturdays from 11:30 - 5:00pm, Tuesdays, Wednesdays and Thursdays from 6:30 pm to 8:00pm during daylight savings. Still awaiting confirmation of outcome.
- Drinking Fountain has been purchased and will be installed into the Clubrooms shortly..
- Upgrade of Security systems currently underway
- Update of Insurance Policy,
- New trailer for Flyball.
- Purchase of 2 x laptops
- Purchase of modular system for First Aid equipment
- Significant update to incident reporting, with improved tracking and monitoring. New Form and spreadsheet.
- Introduction of online entry forms for trials.
- Fundraising by running BBQ
- Trialling safer and more efficient system for sign up - moving towards online sign up
- Have requested that City of Casey address issue of unsafe large conifers at front of grounds.
- Wasp invasion
- Robbery

### Plans

- Increase storage locked storage space - to be double the size of existing.
- Next minor capital grant round will apply for shade structures/ gazebo permanent
- Will apply for grant to asphaltting of car park
- Continue planning permit process
- Continue to improve relationship with City of Casey and neighbours. Invite neighbours to meet Club members
- Continue to expand volunteer base
- Continue to recognise and maintain current volunteer base.
- New tractor for the Club grounds
- Update and revamp Clubrooms to modernise and create a community feel and encourage use by members as a gathering place.

Sharon—Club President.





# Doggy Dungarees

**AVAILABLE TO BUY ON SATURDAY 26TH OCTOBER—B.O.D.C CLUB BIRTHDAY**

Please note that 10% of all sales on the day will be donated back to the club

## Ruffian Winter Range

XS	\$69.99
S	\$74.99
Midi	\$79.99
M	\$79.99
L	\$84.99
XL	\$89.99

## Sunday Best Summer Range

XS	\$64.99
S	\$69.99
Midi	\$74.99
M	\$74.99
L	\$79.99



**M Ruffian**



**XS Ruffi- Rang**



**Mid Ruffian**



**XS Sunday's Best**

**Doggy Dungarees is 100% Australian owned and operated**

Check out our Facebook for more colours and updates — [www.facebook.com/DoggyDungarees](https://www.facebook.com/DoggyDungarees)  
or  
email: [doggydungarees@hotmail.com](mailto:doggydungarees@hotmail.com) with any enquires.



# SUMMER CAN BE DEADLY TO YOUR DOGS

Hot weather is always a big challenge for dogs especially certain breeds or as we call it "Brachycephalic Breeds" such as: Bull dogs, Shih Tzu, Pugs, Frenchies, and Boston terriers.

Dogs cool themselves by panting, but because of their short skull shape and nose they usually have a reduced ability to breathe in air thus, causing them to overheat more easily than other long-nosed breeds.

As a result, these short nosed dogs tend to become more vulnerable to heat-related problems like heat stroke which can be life-threatening.

### Hot weather safety tips for your pet.

**Don't leave your pet locked in the car, not even for a minute:** This can be deadly especially for Brachycephalic dogs, temperature inside a car can rise to dangerously high levels very quickly even when it is not overly hot outside.

**Provide lots of fresh, clean water to drink:** Water bowls need to be shaded so the water stays cool and secured so it doesn't overturn. You can add ice blocks or even freeze the water and allow it to melt over the day.

**Keep your dog inside:** You will need to keep your pet inside your house as temperature and humidity increase. Your short-faced dogs can quickly succumb to the harmful elements if left out in the open during hot weather.

**Use cooling mats, fans, or air-conditioning equipment.**

**Provide a kiddie pool if you can, in a shaded area.**

**Change exercise schedule:** try exercising first thing in the morning or last thing in the evening when the temperature is cooler.

It's always better to be safe and consult your veterinarian if you are worried that your little one may be suffering from heat stress.

Dr. Martina Saeid  
Veterinary Surgeon  
(BVSc)  
At Wantirna Vet



---

## Dental care for your pets

Dental care for you pets is very important as almost 70% of dogs and cats over 3 years old have some sort of dental disease. Dental disease causes bad breath (**halitosis**) and pain, it is also a source of infection and can make your

Dental disease is preventable in the majority of cases and in most cases, easy to achieve at home. There are many different methods to keep your pet's teeth and these should be started while they are puppies and kittens.

For adult cats and dogs with existing dental disease, a dental scale and polish under general anaesthetic is necessary to get their mouth back into top condition. This will allow us to start prevention with a clean mouth which needs to be continued at home to hopefully prevent, or slow down dental disease developing again in the future.

### Tips to maintain oral hygiene:

Start early when they are puppies/ kittens.  
Choose appropriate food, dry food is better than soft food.  
Chew bones and toys regularly.  
Brush their teeth.







# USEFUL DOGS

When I got my dogs as puppies back in 2011 I really wanted them to do some useful tricks. All my previous dogs have been rescue dogs so I was keen to see what I could achieve starting with a clean slate. It took a while to even think about what I could teach them.

The first "trick" I taught Danny was to find my horse's fly mask when it fell off in the paddock. Being black they are hard to distinguish from piles of horse poo and I often spent a long time trying to find any one that had come off. My horses just love pulling each other's fly mask off so we got plenty of practice!

As Danny loves running and fetching this trick didn't take long to teach.

Then I became involved in various dog sports and I forgot about my intention to have useful dogs and worked on competing and the training involved. The dogs do Tracking, Obedience & Rally, Agility and Herding.

I am a wild life carer and have a young wombat (Sooty) at the moment. Every day she comes out to eat grass in the garden while I do various chores and keep an eye on her.

Then one day she vanished! I spent almost an hour searching for her with no success when I finally thought "hang on I've got a tracking champion in the house!"

I've always wondered how people trained dogs to track animals as Robbie had only ever tracked people in Trials. I put his tracking harness on and lay him down where I'd last seen the wombat. I put a towel with the Sooty's scent on (I wrap her in it when she is having her bottle). Both the scented article and the harness are precursors to tracking. So off Robbie went. He went around the garden (we have a large two acre garden) and then wanted to go out a gate into a paddock.

I opened the gate thinking that Robbie was just enjoying a nice walk but I doubted that he was on the wombat's trail. We then turned into the bush and there was the wombat! I don't who was most relieved me or Sooty, who came running up to me. It just goes to show that all the hours of training we do with our dogs pays off in so many ways.

Cheers  
Lorraine





# BERWICK OBEDIENCE DOG CLUB CHRISTMAS BREAK UP 14th DECEMBER 2019

Starting from 12.30pm .....Free BBQ

Make sure you put your name on the sheet outside office by Dec 7th for catering purposes and if you are bringing kids along to see Santa.

The fastest sprint competition from 12.30pm to 2.30pm  
(Done with timing gates)

Once again we are donating to the RSPCA Pearcedale, so everyone please bring some dog/cat food, toys, and blankets, any helpful donation would be appreciated or a donation of \$2.00 on the day, a collection area will be set up near the main clubrooms.

Come & try Rally O and Agility.  
Flyball demonstration at approx. 1:15pm, also come & have a try.

Fancy dress at approx. 1.45/2.00pm, prizes will go to best dressed dog and owner, so put your name down on the entry sheet by Dec 7th

Various Special Awards:- From approx 2.30pm

Trialling member's awards

Fastest sprint winners


Adult & Junior Handler of the year in Obedience

Most improved & Best Agility handler & Dog in training

Most Improved Flyball Dog /Handler

Highest scoring Novice & Open dog trialled

Raffle - A fantastic assortment of prizes.







# CLUB WORKING BEE 2020

The club will be holding its annual working bee on  
**SATURDAY 18TH JANUARY STARTING AT AROUND 9.00am.**  
It only goes for a few hours lunch and drinks will be supplied for all those who would like to come down and help. There is always heaps to be done so if you can spare a hour or a couple to help that would be greatly appreciated.



## Club - Hydro-Bath

The club has purchased (using funds from the chocolate drive) a hydro-bath to give your dogs a quick rinse of the little bit of mud that they might collect while training. Come the warmer months we will be able offer its use to you to use for a full wash.

Some dogs are not used to being in a hydro-bath and need to be 'trained' before they feel happy about staying in it. If you have one of these dogs please try to come outside of the rush at the end of each session, so we can spend more time with you and your dog.



*"So Who is  
still Hungry??"*





## DEFIBRILLATOR



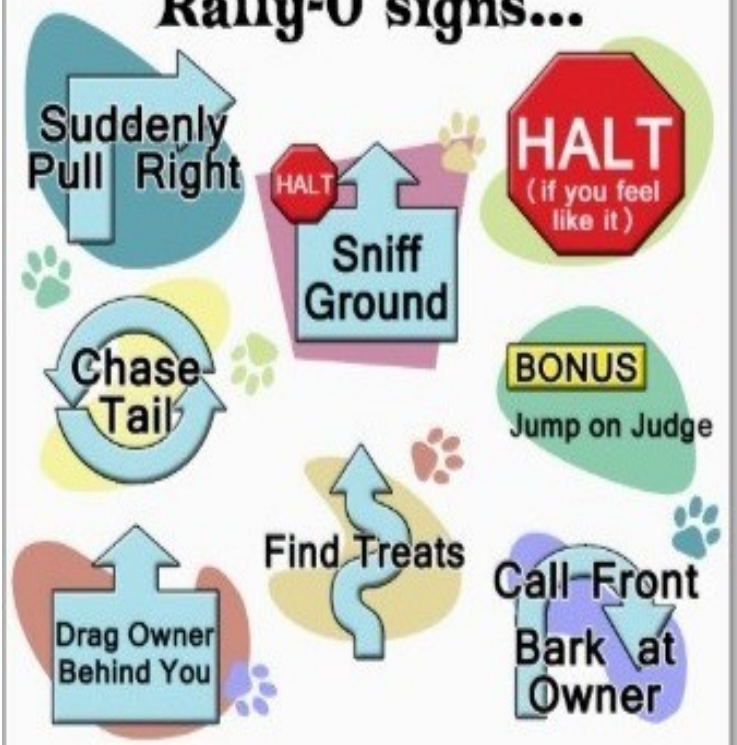
The club has purchased a portable defibrillator.

### Location:

**OFFICE** (inside the roller door).

Please take a couple of minutes to come into the office to familiarise yourself as to where it is located.


## If dogs made the Rally-O signs...



## THE INSTRUCTORS OBEDIENCE

Ron  
Ted  
Philip  
Sharon  
Laura  
Alan  
Colin  
Stephen  
Andrea  
Kristen  
Cheryl  
Nicole  
David  
Angela

Alex  
Ivan  
Karon  
Wayne  
Lisa  
Carla  
Susan  
Ingrid  
Graeme  
Heather  
Gaby  
Fiona  
Sharon R  
Rebecca



## FLYBALL

Gordon  
Belinda  
Paul  
Monique  
Ula  
Jenny  
HELPERS  
Chris  
Sam  
Matt  
Carly

## AGILITY

Stephen  
Linda  
Darren

## RINGS

Barry  
Lisa

## RALLY O

Nick  
Susan

## THE COMMITTEE 2019/20

President - Sharon  
Vice-President - Ivan  
Secretary - Carly  
Treasurer - Annette

### Committee Members 2019/20

Belinda  
Chris  
Paul  
Lainie  
Stephen  
Rebecca



KITCHEN - Glenda & Patrick

OFFICE STAFF - Annette, Glenda, Katherine

HELPERS— Tracey, Chris, Fiona K, Terrie and Carly

GROUND STAFF—Alex & Barry

**TRIAL SECRETARY— 2019**  
**OBEDIENCE** - Lynda H

Contact—obediencetrial@berwickodc.asn.au





# THUNDER PHOBIA



Thunder phobia is one of the most common phobias affecting dogs. So, if your dog is fearful of thunder, here are **nine** steps to help your dog to calm down during the thunderstorms:

**Predict the problem:** Forecasts and radio reports usually over predict thunderstorms. So, you will know beforehand and this will give you some time to take action before it hits.

**Be home with your dog:** Try to be home or have someone care for your dog if you can't, at the time of the storm, as the thunder and the fear associated with it is even worse when your dog is home alone.

**Remove your dog from the garden:** Dogs left outside during thunderstorms are much more affected than dogs left inside. They can try to escape your yard or escape into your house and this can put them in serious danger.

**Place your dog in a sound proof den:** A DEN is a sound proof room inside the house where your dog cannot see, hear, smell, or feel the storm.

**Use masking noise:** Playing radio or CD of (Frightful noises) like fireworks, babies crying, etc can teach your dog to tolerate the noise a bit better.

**Use medication when needed:** If your dog is seriously affected then medication maybe required (Please ask your VET to explain different types and doses) BUT, you MUST test the dose needed before the event of the storm.

**Use pheromones:** Can be very effective for calming noise phobia dogs (Almost 70% effectiveness).

**Practice calming strategies**

**Teach your dog to tolerate thunder noise**

Dr. Martina Saeid—Veterinary surgeon—At Wantirna vet clinic



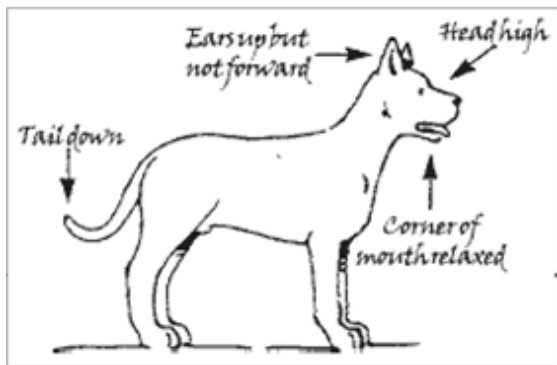


## "Learning Your Dog's Body Language"

Dogs are very social animals. The ancestors of today's domestic dogs lived in packs. Communication among the members of a pack is necessary for the pack to cooperate to hunt, raise the young, and to get along. We can see pack behavior when watching two or more dogs together.

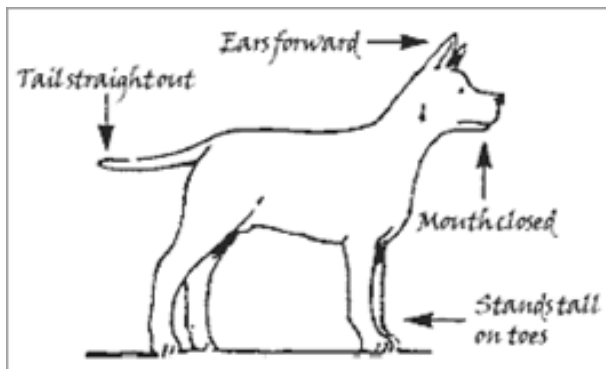
For the most part dogs communicate through body language, that is dogs use their bodies to explain their moods and thoughts. It is important for every dog owner to learn to read these messages so we can adjust our training to how the dog is feeling. Images from [www.hssv.org](http://www.hssv.org) Below a few to be aware of:

### Normal posture for a dog when relaxed



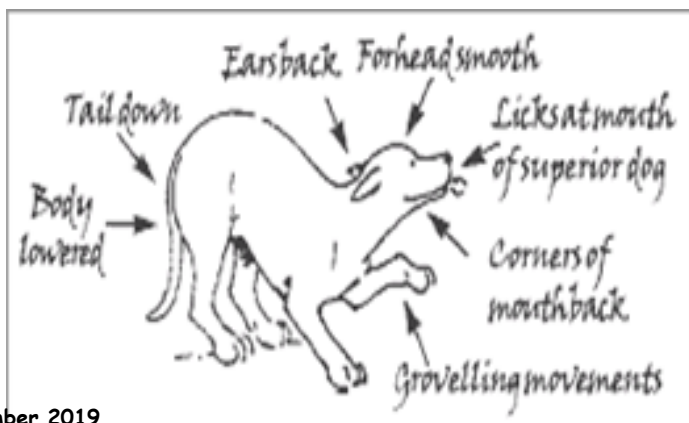
### ALERT POSITION

Dogs often simply show interest on meeting another animal for the first time. The dog has not yet decided if it needs to communicate submission play, aggression, or fear. This state usually lasts only a brief moment before the dog chooses to show another feeling.



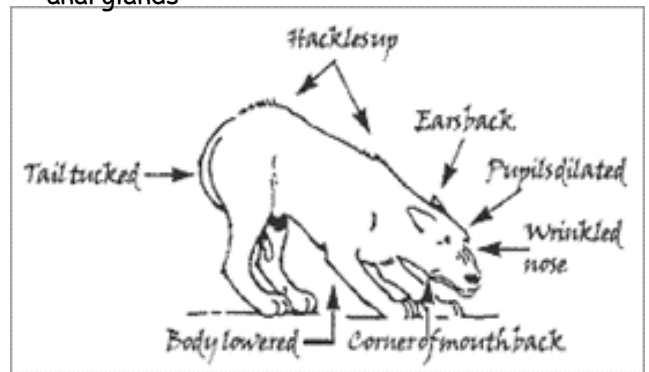
### ACTIVE SUBMISSION

This is the way a dog explains that they are not the "boss", that they are less dominant than those around them. It is often used when a dog is afraid of punishment and is trying to appease his more dominant pack members.: may urinate, maybe whining, avoids eye contact tail may be wagging & held low OR tail may be tucked completely under body



### DEFENSIVE THREAT POSTURE

A frightened dog can very easily become an aggressive dog, and many people have been bitten by dogs showing signs of fear. Fear-based posture may bite if cornered may be growling. May urinate and/or express anal glands

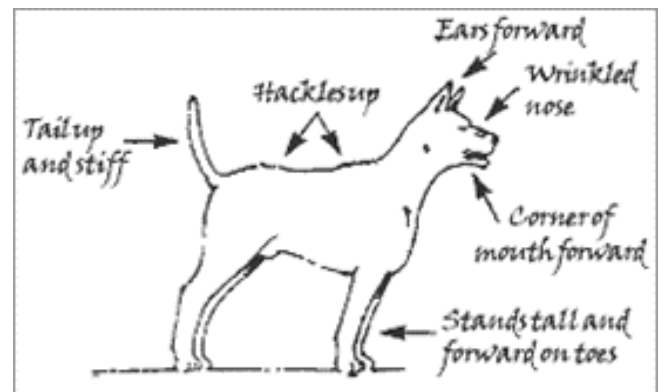


### AGGRESSIVE

This is the way a dog explains that he is the "boss", that he is more dominant than those around him.

### OFFENSIVE THREAT POSTURE:

dominant/confident posture dog is dangerous, may attack at any time may be growling/barking Tail may be held high & stiff while wagging







# Club's Shop



**Did you know that the BODC has a great shop?**

With friendly service and prices well below your regular pet shop!

**Hours: 12.30pm—3.15 pm**

**Why not come in and check us out for your obedience training, agility, flyball and trialling gear needs. We stock a great range including:**

**Leads - Leather, nylon**

- Webbing (90, 120 & 180cm)
- Adjustable/ multipurpose
- Snub

**Collars - Limited slip collars\***


- Correction chains\*
- Gentle leaders\*
- Training collars
- Easy Walk Harness

\*The correct sizes all expertly fitted to your dog!



**Car harnesses**

- Treat pouches
- Kongs & Treat balls
- Squeaky toys (for training)
- UD Articles
- Show arm bands
- Dog crates (By Special Order)
- Club clothing (incl. polo shirts, windcheaters, vests, beanies, caps & hats)
- Club travel mugs (no more spilling drinks!)



**SHOP SPECIALS**

Dog Treats for training (from 50c/bag)

Selected in store specials\* If we don't have something that you need, see if we can order it in for you.



**"IT'S OKAY! MY DOG IS FRIENDLY"**  
**NO! NO! IT'S NOT OKAY!**

Just because your dog is friendly does not mean other dogs are. Some may be nervous, reactive, fearful, in training, or owned by people who want to be left alone.

NEVER LET YOUR DOG RUN UP TO ANOTHER DOG

**RESPECT OTHERS & THEIR NEED FOR SPACE**

IF YOU HAVE NO VOICE CONTROL OVER YOUR DOG  
KEEP THEM ON A LEASH



[Dogwalkeressentials.com](http://Dogwalkeressentials.com)

Just something to remember when out walking your dog. Even thou an owner may say their dog is friendly this may not always be the case.

So always remember this.



## BASIC PRINCIPLES OF DOG TRAINING

Dogs learn by repetition, that is the same thing repeated several times, however dogs have a limited attention span to sights and sounds that do not have an immediate survival potential - Thus it is not advisable to repeat an exercise more than 3 times in a row.

### Beginners Class Exercises

Simple exercises in beginners are designed to give you a degree of control over your dog. Obviously you have more control over a dog that is sitting quietly rather than swinging on the end of the lead. After a few weeks of beginners, your dog will come when called and sit still while you put on their collar and lead. You will learn that you are the leader of the pack and the boss dog. And they will accept your direction and guidance.

**PRAISE AND REWARD THE BEHAVIOUR YOU WANT  
GROWL FOR THE BEHAVIOUR YOU DON'T WANT**

## Got some spare time?? Can you help out ??

Do you enjoy meeting new people.

Why not come and join us??

If you have some time to spare,  
we would love it if you could give some time to help  
the club.



Help with  
the barby

Shop



Kitchen



Office

### Club Handouts

There are heaps of  
information brochures on a  
number of dog related  
topics which are now  
available inside the club  
rooms and office.

Information for the whole  
family and they are free.

These 2 are just an  
example. There is 18 to chose from.



## Training Times

### OBEDIENCE

1.30pm to 2.15pm - Beginners, Red & Pink,  
2.45pm to 3.45pm -  
Yellow, Green & Blue  
Trial Rings 1 pm—2.30pm Advanced/  
Instructors  
Names must be entered on the sheet by  
2.00pm  
Ring Stays at 2.30 pm

### FLYBALL

Team Training: 11.30am - 12.15pm  
Intermediate: 12.15pm—12.45pm.  
There are 2 beginner sessions: 1.00pm—1.30pm &  
1.30pm—2.00pm  
Please Note: Fly ball will only be held if instruc-  
tors are available on the day.

### AGILITY

From 11.45 pm on Saturday's.  
Please Note: Agility will only be held if instruc-  
tors are available on the day.  
We ask that all handlers who help in setting up  
the course **MUST EITHER** have their **DOG** placed  
in a crate or left in the car.





## B.O.D.C NOTICE BOARD

### DONATIONS REQUIRED FOR THE R.S.P.C.A

The club is still looking for donations for the R.S.P.C.A. There is a green bin in the clubrooms or sometimes out on the veranda where donations can be placed. We are looking for towels, blankets, sheets, food or anything cat or dog.

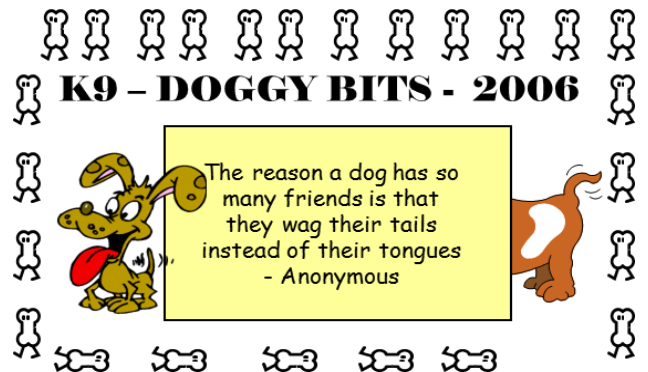
## Club - Hydro-Bath

The club has purchased (using funds from the chocolate drive) a hydro-bath to give your dogs a quick rinse of the little bit of mud that they might collect while training. Come the warmer months we will be able offer its use to you to use for a full wash.

Some dogs are not used to being in a hydro-bath and need to be 'trained' before they feel happy about staying in it. If you have one of these dogs please try to come outside of the rush at the end of each session, so we can spend more time with you and your dog.



Find us on  
**Facebook**



## "You Know You're A Dog Person"

When you and the dog come down with something like flu on the same day.



## B.O.D.C HEAT POLICY



**When** the predicted high temperature on the Friday night, for Scoresby as published on the BODC website, is greater or equal to 32 degrees celsius (DC) classes will be cancelled. If the temperature on the day is above 28 DC then there will be appropriately modified training as deemed by the applicable training sub-committee.

If the temperature on the day after the commencement of classes exceeds 32 DC, as measured by the BODC weather station, then at the discretion of the appropriate sub-committee, training will be suspended for a period of 10 minutes. If at the end of that 10 minutes the temperature does not fall to 32 DC or below then further training will be cancelled.

If the temperature changes on the Saturday morning to below 32 degrees, the club will still remain closed due to administrative activities.

Alternative training is held on Wednesday evenings at 6.30pm regardless of the temperature.



# Off - Leash Area Rules

**Please Note—The Off-leash areas are not to be used during the times 11.30am to 4.00pm on club training days. The only times the off-leash areas can be used is when a B.O.D.C instructor is present in the areas.**

- \* Do not enter an - Obedience, Agility or Fly ball class is in progress.
- \* Dog owners using this area are responsible for their dogs and injuries or damage caused by them.
- \* Always consult those already using the area before entering.
- \* Only stay 5 minutes if others are waiting.
- \* Clean up after your dog.
- \* Dogs showing signs of aggressive behavior towards people or other dogs must be removed from the area immediately.
- \* Maximum of 8 dogs at a time.
- \* All dogs must wear a collar and owners must carry a leash at all times while in the area.
- \* Owners must not leave their dogs unattended while in the area.
- \* No toys are to be used in the off leash area on club days
- \* Beginners are not to use the off leash area. (unless during training with BODC instructor)
- \* No young children permitted in the area.
- \* Some of these rules are not on the fence, as they are only during club hours.



**(03) 8790 2425**

**Address**

242 Narre Warren – Cranbourne Road  
Narre Warren South Victoria 3805

(Get directions via Google Maps)

**Hours**

Monday to Friday: 8am – 7pm

Saturday: 9am – 1pm

**Phone: (03) 8790 2425**

**Fax: (03) 8790 3856**

**Email: info@ultimatevet.com.au**



## Ultimate Veterinary Clinic

*Dr Bob Cavey BVSc (Hons) MANZCVS*  
Accredited Agis Quarantine Veterinarian

On presentation of current Membership you will receive a discount on your dog's consultation.



**REMEMBER TO  
CALL YOUR DOG  
EVERY 90  
SECONDS**



For up to date information regarding training time and tips join us on Facebook.





## THE DO'S OF DOG TRAINING




1. Do be nice to your dog every time they come to you.
2. Do get into the habit of using only one command, If your dog doesn't respond, reinforce the command.
3. Do use our dog's name to get their attention and then tell them what you want them to do.
4. Do use a normal tone of voice when you give command. Their hearing is quite acute.
5. Do be consistent in your actions and expectations.
  - Do provide an outlet for your dog's energies.
  - Do keep your dog's mentally stimulated by training them.
  - Do understand that your dog is a social animal, train them so that they can be a part of the family.
9. Do socialise your dog with people and other dogs.
10. Do become the pack leader.
11. Do make learning fun for your dog.
12. Do reward the behaviors you want.
13. Do spend plenty of time with your dog/s and give them lots of exercise.
14. Do keep trying and your dog will reward you by getting the message.
15. Do get outside help when you get stuck.



## THE DON'TS OF DOG TRAINING



1. Don't do anything your dog perceives as unpleasant when they come to you.
2. Don't nag your dog by repeating commands - it teaches them to ignore you.
3. Don't use your dog's name and then expect them to read your mind as to what you want.
4. Don't expect your dog to know what the exercise "no" means.
5. Don't yell at your dog. He's not deaf.
6. Don't confuse your dog with unrealistic expectations.
7. Don't try to suppress behaviors that need an outlet.
8. Don't let your dog stagnate.
9. Don't lock your dog up or put him out because you haven't trained him to behave.
10. Don't isolate your dog.
11. Don't expect your dog to obey if you are not their leader.
12. Don't get too serious in your training.
13. Don't reward undesirable behaviors.
14. Don't make them neurotic by neglecting them.
15. Don't give up when the going gets tough.
16. Don't blame the dog.



Source: "Dog Training for Dummies" - Jack & Wendy Volhard  
In cooperation with pet experts at Howell Book House  
Wiley Publishing, Inc, Indianapolis, Indiana - 2001.



# Ground Rules 2018

1. No bitch in season is permitted on or near the training grounds.
2. All dogs are to be on lead between the hours of 11:30am to 4:30pm on Saturday unless under the supervision of an instructor (including the off-lead area).
3. Dogs droppings to be cleaned up immediately.
4. No hitting a dog except when trying to prevent a dog from biting a person or a dog
5. No smoking in class or in any undercover areas of the Clubrooms or Sheds.
6. No dogs allowed in the club kitchen
7. Handlers must be financial members of the club to attend training.
8. No children other than child handlers to be in the training areas.
9. Children must be under direct adult supervision at all times
10. All handlers must wear their membership card when attending training.
11. The committee may require a dog to be muzzled whilst on the club's grounds & in the car park if it has bitten or shown an extreme tendency of unprovoked aggression towards people or other dogs.
12. Members have the right to appeal against muzzling.
13. Any member not complying with The Club's Rules is subject to the provisions of The Club's Constitution.
14. If the predicted temperature is 32C classes will be cancelled, or 28C on a day of classes refer to heat policy.
15. No member is to enter The Club's rings/classes without an Instructor's authorization.
16. No member is to drive The Club's tractor without authorization from The Committee.
17.
  - (a) No passengers are to be carried on the tractor or the trailer.
  - (b) The tractor is to be immobilized when parked outside the shed
18. The minimum age of a handler is 12 years. Members under 12 years must be approved by the appropriate training subcommittee before handling a dog. Adult supervision during training sessions is required for handlers under 12 years.
19. Off leash area
  - (a) Do not enter the area when classes are in progress
  - (b) Eight dog maximum limit
  - (c) Members must consult those in the ring before entering
  - (d) Five minute maximum stay when others waiting
  - (e) Any dog showing any sign of aggression must be immediately removed
  - (f) All dogs must wear a collar
  - (g) All handlers must carry a leash and a plastic bag
  - (h) Dogs to be under constant supervision
  - (i) No children under 12 years to enter the area
  - (j) All dogs to be recalled regularly
  - (k) No toys or balls in the off leash area during club hours.
20. That all handlers are to wear suitable enclosed footwear whilst training their dogs. Eg. No thongs or High Heels.
21. No unattended dogs are to be left in the Clubrooms.